

2022

Valentine Cla[♥]s Ltd

Manufactured in the Heart of the Potteries...



CONTENTS

About Us	3
How To Choose The Right Clay For You	6
Our Clays	8
Terracotta	8
Stoneware	9
Earthstones	11
Professional	15
Porcelain	18
Earthenware	19
International Clays	20
Paper Clays	21
Powdered Clays	22
Slips	23
Pouring Slips	23
Decorating Slips	23
Curtis Textured Paste	23
Casting Slips	24
Casting Slip Recipes	24
Raw Materials	26
China/Ball Clays	26
Raw Clays	26
Fluxes	26
Oxides	27
Groggs	27
Plasters	27
Deflocculants	27
Sundry Materials	28
Custom Clay Formulas & Special Order Clays	29
Warranties & Responsibilities	29
Technical Information	30
2022 Price List	34
Distributors	38



About Us



Valentine Clays is a family run ceramic materials manufacturer headed up by Alan Ault and since 2015 Hannah Ault who joined as third generation. Supported by a great team and with over four decades of experience the company is proud to be the world-leading manufacturer of clay supplying industry and the studio potter community globally, with over 40 distributors located in places such as India, Dubai, Australia and of course Europe.

This experience and skill has allowed Valentine Clays, based in the heart of the Potteries, to develop and manufacture ceramic clay bodies to the specific requirements of a long list of renowned British and International industrial companies, potters, and the education sector. The constant development of new and innovative clay bodies, using the latest ceramic manufacturing equipment, has ensured the company to develop a long-standing relationship with industrial manufacturers and the studio potter community. And

prides itself on producing over 100 clay products that suit a potters every need whether a beginner or a professional. This along with our technical department, LoveClay Ceramic Centre, which opened in 2016, and managing the renowned Art in Clay ceramic show with over 200 ceramic exhibitors, ensures we can support and help the pottery world in every way possible.

For advice or help with technical issues email technical@valentineclays.co.uk for any other enquiries or to purchase a product visit our new website www.valentineclays.co.uk (launching March 2022).

Valentine Clays Ltd

Manufactured in the Heart of the Potteries...

Kind regards,
The Valentine Clays Team



Thank you to the studio potters whose images, taken from our online gallery, have been used in this brochure. Our online gallery is a showcase of talented artists that use Valentine clay's products. To join our gallery please visit www.valentineclays.co.uk/join-our-gallery



Visit our Ceramics Centre in the Heart of the Potteries

We love everything to do with ceramics and are proud to have a facility aimed at promoting our industry and the importance of clay

EXHIBITIONS



COURSES



WORKSHOPS



THEMED EVENTS



OPEN: Monday to Friday, 9am to 5pm

(Some courses and events are held in the evenings and at weekends)

For further details visit www.loveclay.com

28 ART IN CLAY WINDSOR YEARS OF

ONLY 25 MILES
FROM LONDON

19th, 20th & 21st August 2022
Windsor Racecourse, Berkshire, SL4 5JJ



Over 200 individual
makers from the UK
and Europe

- ▶ Full programme of ceramics talks and demonstrations
- ▶ Clay creation zone to fire visitors' imagination
- ▶ Exhibitor awards and visitor clay challenge
- ▶ Variety of food stalls

www.artinclay.co.uk



How to choose the right clay for you

With so many options currently in the market, whether you are a beginner or professional Potter choosing the right clay can be a difficult decision. Over the past 40 years we have worked directly with the studio potter community formulating and fine tuning clays using the best possible ingredients. This close working relationship has enabled us to identify 7 key areas that should be considered when making your decision.



1. Firing range of your kiln

The firing range of your kiln should be the first consideration for any potter, as this will determine which type of clays you will be able to use. Lower temperature kilns are more suitable to earthenwares where as higher temperature kilns can accommodate porcelains and stonewares. The glaze you use with your chosen clay body is also affected by the temperature of your kiln.

2. Application you plan to use

The type of work that you intend to create is also an important factor when considering the most appropriate clay. What methods you choose to use whether it will be thrown, handbuilt, sculptured or modelled will dictate this in the same way the end use of ornamental, inside or outside use, functional, domestic or oven to tableware will.

3. Size of your work

Another key area is the size of work you plan to create, larger pieces often require a more heavily grogged clay whereas smaller pieces of work can require more plasticity.

4. Texture you would like to create

Texture of the clay body you choose is equally as vital when identifying the best clay for use. The feel and look of the ceramic piece you are creating is affected by the amount of grogg within the clay body. No grogg will result in a smooth polished finish, a fine grogg will give some strength and stability, or by increasing the grogg size and percentage within the clay you will be able to achieve a coarser finish and high strength result.

5. Fired colour a key factor

From Terracottas to Porcelains and now black clays there is even more choice for the studio potter. As most clay bodies can also vary with temperature the decision is even more difficult.



Firing range - Jim Robison unloads kiln



Application of work - Kevin Millward



Size of work - Jim Robison making a Rufford vase

6. Glaze compatibility and application

Glaze compatibility and application can be a technical process and is important to test with the clay you choose. The temperature of your kiln is also a contributing factor when considering the most appropriate clay and compatible glaze.

7. Samples and Testing

The most important key area is testing as this will determine the ideal clay for use. Once the appropriate clay bodies have been chosen based on the above key areas then samples are the best method for testing.

Contact us

For technical advice, further information or free samples (plus £11.50 + VAT postage & packaging) please call **01782 271200** or email **sales@valentineclays.co.uk**

Other useful tips:

Technical Information Chart

On page 30 the technical information chart has been designed to help you when making your decision on what clay is right to use. The chart offers information on chemical analysis, contraction, thermal expansion, texture & fired colour. Some or all of these factors may be important to you and the project you are creating. If you need help to make your decisions, call our technical team on **01782 271200** or email **sales@valentineclays.co.uk**

Clay Hardness

Our clays are produced to a medium consistency of 6.5 – 7 as measured by a Penetrometer (clay hardness tester):

Clay Hardness Rating

Description	Hardness
Soft	6.0 – 6.5
Medium	6.5 – 7.0
Firm	7.0 – 8.0

Our Clays

The 7 key areas described previously are incorporated into our list of over 100 clay bodies to help when choosing the right clay for you. Categories to choose from include:

- Terracotta
- Stoneware
- Earthstones
- Professional
- Porcelain
- Earthenware
- International Clays
- Paper Clays
- Powdered Clays

With Method, Colour, Texture, and Firing Range also included in each clay description as a further guide to help.

To order please call **01782 271200** or visit our online shop at www.valentineclays.co.uk

TERRACOTTA CLAYS

An extremely popular range of general purpose clays based on a blend of Etruria Marls.

Standard Red Terracotta


CATEGORY: Terracotta
METHOD: Throwing, Modelling, Casting
COLOUR: Red
TEXTURE: Smooth
FIRING RANGE: 1080°C - 1180°C



An extremely popular general purpose clay based on a blend of Etruria Marls.

Standard Red Terracotta Grogged - 10%


CATEGORY: Terracotta
METHOD: Throwing, Modelling
COLOUR: Red
TEXTURE: Smooth Textured
FIRING RANGE: 1080°C - 1180°C



The addition of grogg (10%) in this body improves strength in throwing and increases resistance to cracking and warping especially on larger pieces.

Standard Red Terracotta Grogged - 20%

CATEGORY: Terracotta
METHOD: Throwing, Modelling, Hand building
COLOUR: Red
TEXTURE: Medium Textured
FIRING RANGE: 1080°C - 1180°C



The addition of grogg (20%) in this body improves strength in throwing and increases resistance to cracking and warping especially on larger pieces.

Terracotta Fine 120s

CATEGORY: Terracotta
METHOD: Throwing, Casting
COLOUR: Red
TEXTURE: Very Smooth
FIRING RANGE: 1080°C - 1180°C



A general blend of Etruria Marls produced to a much finer degree giving a pleasing smooth finish.

Terracotta V636

CATEGORY: Terracotta
METHOD: Throwing, Modelling, Casting
COLOUR: Red
TEXTURE: Smooth
FIRING RANGE: 1080°C - 1180°C



A very well behaved clay resulting from a blend of Etruria Marls and Shropshire Fire Clays.

Terracotta Sculpture Clay

CATEGORY: Terracotta
METHOD: Modelling, Hand building
COLOUR: Red
TEXTURE: Coarse Textured
FIRING RANGE: 1080°C - 1220°C



A newly developed clay containing a good degree of medium to coarse grogg. Gives open texture yet retaining a good degree of plasticity and has a good resistance to thermal shock. Suitable for large sculptural work, gardenware, slab work etc.

Premium Red

CATEGORY: Terracotta
 METHOD: Throwing, Modelling,
 Hand building
 COLOUR: Red
 TEXTURE: Smooth
 FIRING RANGE: 1060°C - 1120°C



A new lower firing premium terracotta clay that is both very plastic and smooth. It consistently behaves like a white earthenware and fires to a pale salmon colour. Excellent throwing and hand building qualities.

STONEWARE CLAYS

Produced using a blend of fireclays, ball clays and china clays - Stoneware clays have a wide firing range and are suitable for a variety of uses.

Stoneware V9A

CATEGORY: Stoneware
 METHOD: Throwing, Modelling,
 Casting
 COLOUR: Buff
 TEXTURE: Smooth
 FIRING RANGE: 1120°C - 1280°C



An excellent general purpose modelling clay, which contains Shropshire & South Staffordshire Fire Clays with a fine graded dust free grogg.

Stoneware V9G

CATEGORY: Stoneware
 METHOD: Throwing, Modelling
 COLOUR: Buff
 TEXTURE: Smooth Textured
 FIRING RANGE: 1120°C - 1280°C



The addition of grogg gives good resistance to cracking and warping. V9G behaves well under oxidising and reduction conditions.

Stoneware HT

CATEGORY: Stoneware
 METHOD: Throwing, Modelling,
 Casting
 COLOUR: Buff
 TEXTURE: Smooth
 FIRING RANGE: 1120°C - 1280°C



This stoneware body is especially recommended for reduction and contains a fine grogg free of dust faction.

Stoneware HTG

CATEGORY: Stoneware
 METHOD: Throwing, Modelling
 COLOUR: Buff
 TEXTURE: Smooth Textured
 FIRING RANGE: 1120°C - 1280°C



Same as Stoneware HT but with the addition of a mesh graded dust free grogg.

Stoneware HT Special

CATEGORY: Stoneware
 METHOD: Throwing, Modelling
 COLOUR: Buff
 TEXTURE: Smooth
 FIRING RANGE: 1120°C - 1260°C



Same as Stoneware HT but contains extra additives to increase resistance of thermal shock. Suitable for oven to tableware.

Stoneware Delta

CATEGORY: Stoneware
 METHOD: Throwing, Modelling, Casting
 COLOUR: Buff
 TEXTURE: Smooth Textured
 FIRING RANGE: 1120°C - 1280°C



A pronounced speckle will appear through glaze under oxidising conditions.

Stoneware Special Fleck

CATEGORY: Stoneware
 METHOD: Throwing, Modelling
 COLOUR: Buff
 TEXTURE: Smooth Textured
 FIRING RANGE: 1120°C - 1280°C



A carefully blended natural stoneware which speckles attractively under normal conditions. Heavier speckling under reduction.

Stoneware White Fleck

CATEGORY: Stoneware
 METHOD: Throwing, Modelling
 COLOUR: Off White
 TEXTURE: Smooth Textured
 FIRING RANGE: 1120°C - 1280°C



A newly developed clay which has a pronounced speckle and contains a high quality China and Ball Clay.

Stoneware B17C

CATEGORY: Stoneware
 METHOD: Throwing, Modelling, Casting
 COLOUR: Pale Buff
 TEXTURE: Smooth
 FIRING RANGE: 1120°C - 1280°C



This body is a blend of selected low iron clays providing an ideal background for a decorative approach to stoneware ceramics. Silica sand makes it excellent for throwing too.

Stoneware B17C Grogg

CATEGORY: Stoneware
 METHOD: Throwing, Modelling,
 Hand building
 COLOUR: Off White
 TEXTURE: Smooth Textured
 FIRING RANGE: 1120°C - 1280°C



Same as Stoneware B17C but with the addition of a mesh graded dust free grogg.

Stoneware Millennium White

CATEGORY: Stoneware
 METHOD: Throwing, Modelling, Casting
 COLOUR: White
 TEXTURE: Smooth
 FIRING RANGE: 1080°C - 1260°C



Millennium is our ultimate white stoneware, firing whiter with a high degree of plasticity that will tolerate earthenware/stoneware conditions.

Stoneware Arctic White

CATEGORY: Stoneware
 METHOD: Throwing, Modelling, Casting
 COLOUR: Off White
 TEXTURE: Smooth
 FIRING RANGE: 1120°C - 1280°C



This clay body is an alternative to our White Stoneware B17C offering a whiter colour but remaining suitable for throwing & modelling.

Stoneware Birch

CATEGORY: Stoneware
 METHOD: Throwing, Modelling, Casting
 COLOUR: Buff
 TEXTURE: Smooth
 FIRING RANGE: 1120°C - 1250°C



A good all round general purpose clay.

Crank

CATEGORY: Stoneware
 METHOD: Modelling, Hand building,
 Slab building
 COLOUR: Pale Buff
 TEXTURE: Coarse Textured
 FIRING RANGE: 1120°C - 1280°C



This body has a good degree of plasticity, containing a coarse silica grog. Suitable for medium sized sculptural and slab work. Due to the large particle size of the grog some "spit out" may be observed.

Stoneware Toasted

CATEGORY: Stoneware
 METHOD: Throwing, Modelling
 COLOUR: Toasted
 TEXTURE: Smooth
 FIRING RANGE: 1120°C - 1230°C



A carefully blended Stoneware Fire Clay and Etruria Clay with a fine grogg additive. Pleasant reduction under normal oxidising conditions.

Raku

CATEGORY: Stoneware
 METHOD: Throwing, Modelling
 COLOUR: Buff
 TEXTURE: Smooth Textured
 FIRING RANGE: 900°C - 1280°C



A very fine firebrick grogged clay, suitable for throwing and modelling.

Steve Harrison Body

CATEGORY: Stoneware
 METHOD: Throwing, Modelling
 COLOUR: Pale Buff
 TEXTURE: Smooth
 FIRING RANGE: 1120°C - 1280°C



Based on a similar formula to the Harry Davis Body, being a white highly versatile fine body containing a fine silica sand with good salt glazing properties.

KGM Body

CATEGORY: Stoneware
 METHOD: Throwing, Modelling, Hand building, Casting
 COLOUR: Off White
 TEXTURE: Smooth
 FIRING RANGE: 1080°C - 1250°C



The KGM body has a wide firing range and can also be used at earthenware temperatures 1080°C - 1120°C. Its warm cream colour makes it ideal for decorating or coloured glazes. It can also be fired as stoneware 1220°C - 1250°C in both oxidised and reduction firing, its colour responding well to glazes. A small amount of speckling can be seen in reduction. The body throws and turns well, can be used with handbuilding techniques and also makes a very good slip casting body.

St Patricks White

CATEGORY: Stoneware
 METHOD: Throwing, Hand building
 COLOUR: Off White
 TEXTURE: Smooth Textured
 FIRING RANGE: 1120°C - 1280°C



St Patricks White is good for both large and small pots and is a beautiful colour under oxidised and reduction firing. Good for throwing and handbuilding where a smooth finish is required.

Premium Crank

CATEGORY: Stoneware
 METHOD: Modelling, Hand building, Slab building, Sculpturing
 COLOUR: Buff
 TEXTURE: Coarse textured
 FIRING RANGE: 1120°C - 1280°C



This new premium crank is a great addition to our current stoneware range of clays with all the qualities you would expect from a more superior crank. Ideal for hand building and sculpting.

KBJ Stoneware

CATEGORY: Stoneware
 METHOD: Throwing, Modelling, Casting
 COLOUR: Off white
 TEXTURE: Smooth
 FIRING RANGE: 1120°C - 1280°C



Our latest addition to the Stoneware range of clays has been developed with the help of renowned potter Keith Brymer-Jones.

This new clay body has been produced to be fairly versatile and can be used by both novice, beginner or experienced potter. It is ideal for throwing, modelling and casting, and has a lovely off-white colour.

EARTHSTONE CLAYS

Using refined raw materials this range of clays have been developed with the studio potter in mind to give greater making flexibility.

ES 5 (Original)

CATEGORY: Earthstone
 METHOD: Throwing, Modelling, Slab building
 COLOUR: Off White
 TEXTURE: Smooth Textured
 FIRING RANGE: 1120°C - 1280°C



Earthstone Original matures between 1180°-1280°C firing very white. It is highly resistant to warping and cracking. The addition of a small proportion of carefully blended and graded molochite means that ES 5 throws large pieces easily and responds well to press moulding and slab building. ES 5 Original is highly regarded by professional potters.

ES 5 - 20% (Original)

CATEGORY: Earthstone
 METHOD: Throwing, Slab building,
 Hand building
 COLOUR: Off White
 TEXTURE: Medium Textured
 FIRING RANGE: 1120°C - 1280°C



Earthstone Original (20% grogged) is made to the same recipe as ES 5 (Original). The addition of 20% specially selected molochite makes it highly resistant to warping, cracking and thermal shock. This body is ideal for hand building, slab building and throwing larger pieces easily.

ES 10 (Extra Smooth)

CATEGORY: Earthstone
 METHOD: Throwing, Casting
 COLOUR: Off White
 TEXTURE: Smooth
 FIRING RANGE: 1120°C - 1280°C



A highly versatile fine white body with a broad range of applications, ES 10 matures between 1160°C - 1280°C. This unusually wide range means that it can be high biscuit fired to 1160°C for low temperature earthenware glazes, or biscuit fired at 1000°C for mid temperature earthenware or stoneware glazes. It throws and casts extremely well and takes sprigged or stamped decoration.

ES 20 (Smooth Textured)

CATEGORY: Earthstone
 METHOD: Throwing, Modelling,
 Hand building, Coil built,
 Slab building
 COLOUR: Off White
 TEXTURE: Medium Textured
 FIRING RANGE: 1120°C - 1280°C



ES 20 is a particularly versatile clay which matures between 1180°C - 1280°C and fires off white. ES 20's low shrinkage means that it is highly resistant to warping, cracking and thermal shock. ES 20 is particularly suited to throwing large pieces and the addition of specially selected molochite means that it is also excellent for hand building, slab building and coiling.

ES 40 (Hand building)

CATEGORY: Earthstone
 METHOD: Hand building,
 Sculpturing
 COLOUR: Off White
 TEXTURE: Coarse Textured
 FIRING RANGE: 1120°C - 1280°C



ES 40's appearance and firing range are similar to Earthstone Original (ES 5). ES 40 is a high quality white clay body; the addition of coarse molochite makes it an incredibly strong clay. It is heavily enough grogged to make the most extreme sculptural forms and is highly resistant to warping and cracking. This makes it suitable for handmade tiles and ceramic murals.

ES 50 (Crank)

CATEGORY: Earthstone
 METHOD: Modelling,
 Hand building, Slab building
 COLOUR: Buff
 TEXTURE: Coarse Textured
 FIRING RANGE: 1120°C - 1280°C



Hand builders and sculptors will be delighted with this superb new crank body. It is an open textured, coarsely grogged clay, which still retains tremendous plasticity. It has all the qualities you expect from crank e.g. warp resistance, low shrinkage and excellent green and fired strength. It fires 1120°C - 1280°C and gives toasted buff in oxidation and a rich, warm speckled orange buff under reduction and is suitable for raku firing.

ES 60 (Smooth Textured Crank)

CATEGORY: Earthstone
 METHOD: Throwing, Slab building,
 Hand building, Sculpturing
 COLOUR: Buff
 TEXTURE: Medium Textured
 FIRING RANGE: 1120°C - 1280°C



A fine grogged alternative to our ES 50 (Crank), offering a finer surface and closer texture. This clay should appeal greatly to hand builders and sculptors who require a warm, plastic clay with excellent green strength, but need a smoother finish than standard cranks can offer. It is suitable for reduction firing, raku etc. It fires 1120°C-1280°C and gives toasted buff in oxidation and warm speckled orange buff under reduction.

ES 65 (Terracotta Crank)

CATEGORY: Earthstone
 METHOD: Modelling,
 Hand building, Slab building
 COLOUR: Red
 TEXTURE: Coarse Textured
 FIRING RANGE: 1080°C - 1220°C



Earthstone Terracotta Crank allows you to create large sculptural pieces and is a beautifully textured, richly coloured clay. ES 65 combines the warmth and excellent working properties of red clay with the strength of a crank, giving an exceptional body that is ideal for all types of hand building processes. ES 65, like all Earthstone Clays, is exceptionally warp and crack resistant.

ES 70 (Architectural Body)

CATEGORY: Earthstone
 METHOD: Modelling,
 Hand building
 COLOUR: Off White
 TEXTURE: Coarse Textured
 FIRING RANGE: 1120°C - 1280°C



This clay will be of interest to anyone producing architectural ceramics e.g. handmade tiles, relief panels, ceramic murals or restoration work. It offers extremely low shrinkage, only 6% from plastic to 1260°C.

ES 75 (S/Tex Terracotta Crank)

CATEGORY: Earthstone
 METHOD: Throwing, Modelling,
 Hand building, Slab building
 COLOUR: Red
 TEXTURE: Medium Textured
 FIRING RANGE: 1080°C - 1220°C



Smooth Textured Terracotta Crank is prepared to the same high standards as ES 65 (Terracotta Crank) but offers a finer surface and closer texture. It will take surface detail well and can be used as a coarse throwing body and is excellent for slabbing, hand building and tiles.

ES 80 (Reduction)

CATEGORY: Earthstone
 METHOD: Throwing, Modelling
 COLOUR: Toasted
 TEXTURE: Medium Textured
 FIRING RANGE: 1120°C - 1280°C



This highly plastic clay is ideal for reduction firing but is also suitable for oxidation and may be salt-glazed. It has excellent resistance to warping and cracking and the high proportion of ball clay in this body makes it a real pleasure to work with. Ideal for the production of domestic tableware etc.

ES 90 (Flecked)

CATEGORY: Earthstone
 METHOD: Throwing, Modelling
 COLOUR: Pale Buff
 TEXTURE: Smooth Textured
 FIRING RANGE: 1120°C - 1280°C



Based on ES 80 (Reduction), Earthstone Flecked clay performs every bit as well and is just as responsive to work with, the only difference is that this clay has an attractive speckle even under oxidation. ES 90 is perfect for anyone wanting to achieve a reduction effect in an ordinary electric kiln.

ES 109 (Speckled Stoneware)

CATEGORY: Earthstone
 METHOD: Throwing, Modelling
 COLOUR: Pale Buff
 TEXTURE: Medium Textured
 FIRING RANGE: 1120°C - 1280°C



Speckled Stoneware is made using our dry-batching method of production. ES 109 is superbly plastic and has an attractive speckle. Made from a mixture of ball clays with medium textured silica sand added for tooth it will give a reduction effect when fired in an oxidising atmosphere. This body has been developed for the professional production potter and with good thermal shock properties is excellent for domestic ware.

ES 120 (Ming Porcelain)

CATEGORY: Earthstone
 METHOD: Throwing, Modelling
 COLOUR: White
 TEXTURE: Very Smooth
 FIRING RANGE: 1220°C - 1280°C



Made to an old recipe, ES 120 is a very high quality white, translucent Porcelain. It is excellent for both throwing and modelling and also ideal for very fine detailed work.

ES 130 (White Earthenware)

CATEGORY: Earthstone
 METHOD: Throwing, Modelling,
 COLOUR: Off White
 TEXTURE: Smooth
 FIRING RANGE: 1080°C - 1160°C



A very plastic white clay which throws easily on the wheel. Its main advantages are excellent colour response and a wide firing range which makes it ideal for school use.

ES 130G (White Earthenware Grogged)

CATEGORY: Earthstone
 METHOD: Throwing, Modelling,
 COLOUR: Off White
 TEXTURE: Smooth Textured
 FIRING RANGE: 1080°C - 1180°C



ES 130G is based on ES 130 but with a grogged addition which makes it more suitable for larger work and also increases the resistance to cracking and warping.

ES 160 (Special)

CATEGORY: Earthstone
 METHOD: Throwing, Modelling
 COLOUR: Off White
 TEXTURE: Medium Textured
 FIRING RANGE: 1120°C - 1280°C



ES 160 fires white to give an excellent base for colour decoration, while its high plasticity and remarkable handling properties make it excellent for larger pots. It is highly resistant to warping, cracking and thermal shock. ES 160 is also particularly suited to salt-glazing and reduction firing. The addition of specially selected molochite makes ES 160 an incredibly versatile body.

ES 170 (Glacier Porcelain)

CATEGORY: Earthstone
 METHOD: Throwing
 COLOUR: White
 TEXTURE: Very Smooth
 FIRING RANGE: 1220°C - 1280°C



Whiteness, glass like translucency and strength are qualities which attract many potters to porcelain. However, due to the very nature of the raw materials used in its production, most porcelain bodies have very little natural plasticity. In order to overcome this, many manufacturers add ball clay, thus sacrificing the

translucency and whiteness. We have discovered that by using high quality, low iron bearing, china clays, silicas, bentonites and mineral fluxes, it is possible to produce a porcelain which is not only very white, but also translucent and plastic. Our Glacier White Porcelain is one of the best porcelain bodies you will find anywhere.

ES 180 (Sculpting/Pizza Body)

CATEGORY: Earthstone
 METHOD: Modelling,
 Hand building
 COLOUR: Buff
 TEXTURE: Coarse Textured
 FIRING RANGE: 900°C - 1280°C



A very coarsely grogged clay with a beautiful texture. Suitable for pizza ovens, raku, large sculptures, saggers and hand built items. This fireclay based body using graded cordierite grog has a very low shrinkage, making it highly resistant to warping, cracking and thermal shock. Suitable for oxidation and reduction firing (due to the large particle size of the grog some 'spit out' may be observed).

ES 950 (Air Drying)

CATEGORY: Earthstone
 METHOD: Modelling, Hand building
 COLOUR: Grey
 TEXTURE: Smooth Textured
 FIRING RANGE: Air Drying



Suitable for schools that may not have a kiln, Earthstone air-drying clay produces an ideal opportunity for pupils to experiment and create with clay. Manufactured by mixing fibres with the most plastic materials available. ES 950 has unrivalled strength and plasticity. The super fine particle size allows model makers to produce very detailed forms. ES 950 can be decorated with acrylic paints and clear varnish with excellent results. Available in 5kg or 12.5kg bags.

PROFESSIONAL CLAYS

Listening to the needs of the potter community this superior range of clays has been produced to suit the specific requirements of a long list of renowned British and International potters.

PF 500 (Peter Meanley)

CATEGORY: Professional
METHOD: Throwing, Modelling
COLOUR: Pale Buff, Buff
TEXTURE: Medium Textured
FIRING RANGE: 1180°C - 1300°C



Peter Meanley has been working with clay for 45 years and making salt-glaze vessels for the past 25. In 1999 he was awarded a degree of Ph.D. for his research into the nature of salt-glaze. Using Peter's experience combined with Scarva/Valentine Clays laboratories we have developed a new salt-glaze body which gives excellent fired results. Containing four different ball clays with the addition of silica and red iron we believe we have achieved the perfect relationship between the alumina, silica and red iron in the body which is the most important factor in producing a good salt-glaze body. The clay gives a good orange peel effect and a warm fired colour. Ideal for press-moulding, extruding and throwing.

PF 510 (Peter Beard Grogged)

CATEGORY: Professional
METHOD: Throwing, Modelling, Hand building
COLOUR: White, Pale Buff
TEXTURE: Medium Textured
FIRING RANGE: 900°C - 1280°C



Peter Beard's own clay body recipe is made from a blend of the most plastic white ball clays available today. This white firing, medium textured body is most suitable for hand built pieces to create textural surfaces. A combination of molochite and silica sand gives this body low shrinkage, good warp resistance and green strength.

PF 520 (Ashraf Hanna)

CATEGORY: Professional
METHOD: Throwing, Modelling, Hand building
COLOUR: White
TEXTURE: Medium Textured
FIRING RANGE: 900°C - 1280°C



PF 520 is the very best white raku body on the market. With over 55% molochite, this body can withstand the most extreme thermal shock. This is due to both the high alumina plastic ball clay and the three different grades of molochite. This body has very low shrinkage, a medium texture and is highly resistant to warping and cracking.

PF 540 (Jim Robison Crank)

CATEGORY: Professional
METHOD: Modelling, Hand building
COLOUR: Buff
TEXTURE: Coarse Textured
FIRING RANGE: 1180°C - 1300°C



A heavily grogged coarse crank clay developed for Jim Robison. This body has all the elements to allow the maker to produce large textured sculptural pieces. Made from highly plastic, iron bearing ball clays it offers low shrinkage and is ideal for ceramic murals and figurative work. This body fires 1180°C - 1300°C and is suitable for oxidising or reduction atmospheres.

PF 550 (Svend Bayer)

CATEGORY: Professional
METHOD: Throwing, Modelling, Hand building
COLOUR: Pale Buff, Buff
TEXTURE: Medium Textured
FIRING RANGE: 1120°C - 1280°C / Woodfired



This clay has been extensively designed with Svend Bayer for wood-firing and in particular prolonged wood-firing. Low iron clays are used to give a vast colour range, cordierite grog is added to give the clay a slightly grogged feel. Cone 12 can be reached over a long prolonged firing and is suitable for thrown and hand built pots.



Sue Pryke

PF 560 (White Stoneware)

CATEGORY: Professional
 METHOD: Throwing, Modelling,
 COLOUR: Off White
 TEXTURE: Smooth
 FIRING RANGE: 1120°C - 1280°C



A strong fine-grained plastic clay formulated from the purest of white ball clays. This superior body has very smooth throwing characteristics. It has been developed for the professional production potter and with good thermal shock properties it is excellent for domestic ware. It stands up extremely well and fires to an off white colour. It fires 1120°C - 1280°C and works well in oxidising and reduction atmospheres.

PF 570 (White Stoneware Grogged)

CATEGORY: Professional
 METHOD: Throwing, Modelling
 COLOUR: Off White
 TEXTURE: Smooth Textured
 FIRING RANGE: 1120°C - 1280°C



The same body as PF 560 but with 10% 80's molochite added. PF 570 is for potters who require a clay with more tooth and ease of drying to aid in the production of larger pieces. The molochite also allows this body to be used for small hand built and coiled pots.

PF 580 (White Earthenware)

CATEGORY: Professional
 METHOD: Throwing
 COLOUR: White
 TEXTURE: Very Smooth
 FIRING RANGE: 1080°C - 1180°C



At last! Superwhite Earthenware, an earthenware which throws as well as the best stoneware clays. A blend of carefully graded ball clays gives this clay body outstanding plasticity and strength. Being smooth, strong and very plastic PF 580 is ideal for all production techniques including throwing, pressing and jigger and jollyng.

PF 590 (Redox)

CATEGORY: Professional
 METHOD: Coil built, Hand building
 COLOUR: Buff, Toasted
 TEXTURE: Medium Textured
 FIRING RANGE: 1120°C - 1280°C



This body can be fired to cone 10 under reduction or oxidation and is a beautiful tan coloured smooth to medium textured body. Blended from three very plastic ball clays this body has the flexibility to be used for not only small to medium hand built or coiled pots but also large domestic ware.

PF 610 (Architectural Handbuilding)

CATEGORY: Professional
 METHOD: Modelling, Hand building
 COLOUR: Off White
 TEXTURE: Medium Textured
 FIRING RANGE: 900°C - 1280°C



A cheaper alternative to T Material this excellent hand building body contains a high percentage of fine to medium molochite. This gives it superb sculptural qualities with very low shrinkage, approximately 6% at 1280°C. PF 610 is for potters who need a clay that does not warp under extreme conditions. It can be used with confidence to create even the largest pieces.

PF 640 (GT Material)

CATEGORY: Professional
 METHOD: Modelling, Hand building
 COLOUR: Off White
 TEXTURE: Coarse Textured
 FIRING RANGE: 900°C - 1280°C



GT Material is an excellent alternative to T Material. Carefully selected grades of molochite have been added to give tooth and strength, minimal shrinkage and excellent thermal shock properties. PF 640 can withstand demanding sculptural or tile needs and is ideal for large life-size pieces. It is very useful for mixing with other clays to give them strength and can also be used successfully in Raku firings.

PF 660 (Black Chunky)

CATEGORY: Professional
 METHOD: Modelling,
 Hand building
 COLOUR: Black
 TEXTURE: Coarse Textured
 FIRING RANGE: 1080°C - 1260°C



Black Chunky Sculpture Clay has a beautiful texture and is excellent for big sculptures and murals. It is a strong body with very low shrinkage, good for building rugged sculptural forms. Its robust nature also makes it ideal for

architectural ceramics. PF 660 is the clay for everything from large slabs to sculptural works.

PF 670 (Smooth Textured Black)

CATEGORY: Professional
METHOD: Throwing, Modelling,
Hand building
COLOUR: Black
TEXTURE: Medium Textured
FIRING RANGE: 1080°C - 1260°C



Smooth Textured Black is good for sculptures, hand building or large thrown pieces. This clay has been specially formulated to fire between 1080°C - 1260°C with very low shrinkage. Its attractive colour and texture give PF 670 a very distinctive character.

PF 680 (Smooth Black)

CATEGORY: Professional
METHOD: Throwing, Modelling
COLOUR: Black
TEXTURE: Smooth Textured
FIRING RANGE: 1080°C - 1260°C



Smooth Black contains a fine grog which gives a close texture to the body and a fine surface to finished pieces. This smooth finish should appeal to hand builders or sculptors who produce tiles and relief panels or ceramic murals. PF 680 has been formulated to fire between 1080°C - 1260°C.

PF 690 (Red Stoneware)

CATEGORY: Professional
METHOD: Throwing, Modelling,
Hand building
COLOUR: Red
TEXTURE: Smooth Textured
FIRING RANGE: 1080°C - 1260°C



This Red Stoneware is suitable for potters seeking high fired clay. Fine textured makes it excellent for throwing large pieces, hand building and without the fear of slumping. It can also be used as a Red Raku body. With outstanding plasticity and the right amount of tooth makes it resistant to warping, cracking and thermal shock. At 1100°C - 1180°C firing yields a brick red colour. Increasing the temperature to 1220°C-1260°C the colour gradually darkens to rich reddish brown.

PF 695 (Textured Red Stoneware)

CATEGORY: Professional
METHOD: Throwing, Modelling,
Hand building
COLOUR: Red
TEXTURE: Medium Textured
FIRING RANGE: 1080°C - 1260°C



Like PF 690 (Red Stoneware), Textured Red Stoneware is suitable for potters seeking high fired red clay. The texture makes it excellent for sculptures, hand building and large thrown pieces and it can also be used as a Red Raku body. At 1100°C - 1180°C firing yields a brick red colour. Increasing the temperature to 1220°C - 1260°C the colour gradually darkens to rich reddish brown.

PF 700 (Porcelain White S/ware)

CATEGORY: Professional
METHOD: Throwing, Casting, Modelling
COLOUR: White
TEXTURE: Smooth
FIRING RANGE: 1180°C - 1300°C



For some time now we have been asked by our customers to develop a superior, white, porcelain-like clay which is more reliable and easier to work with than a porcelain body. Porcelain bodies are harder to work with due to their lack of plasticity and are more likely to crack, warp or shrink than stoneware bodies. PF 700 is not as translucent as porcelain, unless in very thin cross-sections at high temperatures. It is, however just as white, has all the qualities of a good stoneware body and produces porcelain-like results at a lower cost. PF 700 has been formulated from the purest, highest quality white clays to give a porcelain-like appearance but without the difficulties that working with porcelain can create. PF 700 is suitable for throwing, jigger and jollying, press moulding and modelling.

PF 700G (Porc. White S/ware Grog)

CATEGORY: Professional
METHOD: Modelling, Hand building,
Coil built
COLOUR: White
TEXTURE: Medium Textured
FIRING RANGE: 1180°C - 1300°C



Based on the PF 700 (Porc. White S/ware) with a 80s Molochite addition. PF 700G is for potters who require a clay with more tooth to help in the production of larger pieces. The molochite also allows this body to be used for small hand built and coiled pots.

PORCELAIN CLAYS

High quality china clays, silicas, bentonites and mineral fluxes give this range of clays a good degree of plasticity, whiteness and translucency.

Audrey Blackman Porcelain

CATEGORY: Porcelain
METHOD: Throwing, Modelling
COLOUR: White
TEXTURE: Very Smooth
FIRING RANGE: 1220°C - 1280°C



This porcelain was developed for modelling & throwing using the finest materials available. Due to high plasticity this body is not suitable for casting & is only available pugged.

Royale Porcelain

CATEGORY: Porcelain
METHOD: Throwing, Modelling
COLOUR: White
TEXTURE: Very Smooth
FIRING RANGE: 1220°C - 1280°C



Royale Porcelain is a blend of Audrey Blackman and Special Porcelain giving high plasticity and ease of handling. Developed due to popular demand by potters throwing in Porcelains.

Special Porcelain

CATEGORY: Porcelain
METHOD: Throwing, Modelling, Casting, Hand building
COLOUR: White
TEXTURE: Very Smooth
FIRING RANGE: 1220°C - 1280°C



A high quality porcelain which contains finer white clays with a Bentonite addition.

P2 Porcelain

CATEGORY: Porcelain
METHOD: Throwing, Modelling, Casting
COLOUR: Off White
TEXTURE: Very Smooth
FIRING RANGE: 1220°C - 1240°C



An economy body giving a high degree of translucency at a slightly lower temperature.

Porcelain Grogged

CATEGORY: Porcelain
METHOD: Throwing, Modelling, Hand building
COLOUR: White
TEXTURE: Smooth Textured
FIRING RANGE: 1220°C - 1280°C



Translucent, very plastic and firing extremely white this porcelain has added fine molochite to facilitate drying without cracking. The fine molochite helps to control the drying and shrinkage making this porcelain much more resistant to warping. It can be used for throwing, sculpture or handbuilt work and can be fired in either oxidising or reduction atmospheres.

Industrial Porcelain

CATEGORY: Porcelain
METHOD: Throwing, Modelling
COLOUR: Off White
TEXTURE: Smooth
FIRING RANGE: 1220°C - 1240°C



An extremely hard wearing Porcelain, suitable for throwing and modelling and can also be used in grinding applications.

Fine Bone China

CATEGORY: Porcelain
METHOD: Casting
COLOUR: White
TEXTURE: Very Smooth
FIRING RANGE: 1220°C - 1240°C



This well known body is extensively used in the Stoke-on-Trent area by various Bone China manufacturers. Suitable for casting and machine making.

Fine Bone China - High White

CATEGORY: Porcelain
METHOD: Casting
COLOUR: White
TEXTURE: Very Smooth
FIRING RANGE: 1220°C - 1240°C



Based on our standard Fine Bone China body but whiter and more translucent as it contains a higher bone content.

Bone China Flower Clay

CATEGORY: Porcelain
METHOD: Modelling
COLOUR: White
TEXTURE: Very Smooth
FIRING RANGE: 1220°C - 1240°C



This clay body contains a plasticiser and is used to create ceramic fine bone china flowers and intricate ceramic detail.

Parian Body

CATEGORY: Porcelain
METHOD: Casting
COLOUR: White
TEXTURE: Smooth
FIRING RANGE: 1220°C - 1240°C



Parian is derived from Paros the Aegian Island famous for its beautiful white marble widely used for sculpture by the classical Greeks. Parian ware became very popular in the mid-nineteenth century and was manufactured by many notable Stoke-on-Trent potteries. Parian is a self-glazing body, extremely translucent and ideally suited for casting to produce figurines, dolls and light forms etc., This body contains a very white felspar which uses a floatation method of particle distribution and some frothing may occur when making casting slip under high speed mixing. Slow agitation is recommended.

EARTHENWARE CLAYS

Careful blending of ball clays, china clays & fluxes gives this range of clays a lower firing range.

Semi-Porcelain

CATEGORY: Earthenware
METHOD: Throwing, Casting
COLOUR: White
TEXTURE: Smooth
FIRING RANGE: 1220°C - 1240°C



Semi-Porcelain is a non-bone translucent body formulated to fire alongside Bone China.

Standard White Earthenware

CATEGORY: Earthenware
METHOD: Casting
COLOUR: White
TEXTURE: Smooth
FIRING RANGE: 1080°C - 1180°C



This body produces an excellent casting slip and gives good green fired strength. Suitable for once-firing.

LF White Earthenware

CATEGORY: Earthenware
METHOD: Throwing, Modelling, Slab building
COLOUR: Off White
TEXTURE: Smooth
FIRING RANGE: 1080°C - 1160°C



An off white clay with a wide firing range. Suitable for throwing, machine making and slab building.

CWE

CATEGORY: Earthenware
METHOD: Throwing, Modelling, Slab building
COLOUR: Off White
TEXTURE: Smooth
FIRING RANGE: 1080°C - 1160°C



CWE is a newly developed white earthenware clay containing highly plastic ball clays and china clays. It has superb throwing capabilities and is suitable for slab building.

White Earthenware Grogged

CATEGORY: Earthenware
METHOD: Throwing, Modelling
COLOUR: Off White
TEXTURE: Smooth Textured
FIRING RANGE: 1080°C - 1180°C



This new grogged white earthenware is suitable for larger work containing an addition of white grogg increasing resistance to cracking and warping.

INTERNATIONAL CLAYS

This range of clays are internationally recognised as being superior clays that are sourced from outside the UK.

NEW Lila

Category: International Clays
Method: Throwing, Modelling, Hand building
Colour: Lilac to yellow
Texture: Medium Textured
Firing range: 1000°C – 1300°C



Lila is a German Earthenware/Stoneware that has a very versatile firing range from 1000°C – 1300°C as well as interesting colour variation from lilac to yellow depending on the firing range. The plastic body contains 40% chamotte 0 – 0.5 mm making it very suitable for building-up smaller and medium-sized pieces. A highly refractory body with very good thermal shock resistance and a vivid array of unglazed body colours.

NEW Schwarz

Category: International Clays
Method: Throwing, Modelling
Colour: Grey to Black
Texture: Smooth Textured
Firing range: 1000°C – 1240°C.



Schwarz clay is a German Stoneware that fires from a grey to anthracite colour with 25% chamotte 0 – 0.2 mm. The recommended firing range is 1000°C – 1240°C. The plastic body is suitable for building-up smaller pieces as well as for throwing on the potter's wheel, where it is also particularly suitable for larger pieces. Nice, light grey shades appear in a lower temperature range but change to black as the temperature increases.

St Amand GSA

CATEGORY: International Clays
METHOD: Throwing, Modelling, Hand building
COLOUR: Pale Buff
TEXTURE: Smooth
FIRING RANGE: 1180°C - 1260°C



A natural stoneware from Saint Amand en Puisaye, a famous potters clay, from the Burgundy region in France. A fine grained, plastic, naturally occurring clay with excellent throwing and modelling characteristics. A low iron, white/buff firing stoneware in oxidation and slightly toased in reduction firing 1260°C.

MJ Originale

CATEGORY: International Clays
METHOD: Throwing, Modelling, Hand building
COLOUR: Buff, Brown
TEXTURE: Smooth
FIRING RANGE: 1180°C - 1260°C



A natural brown stoneware from Moutiers en Puisaye, a famous potters clay, from the Burgundy region in France. Containing a higher than normal iron content, resulting in buff/pale brown in oxidation, brown/warm orange in reduction. A good medium grained, plastic, naturally occurring clay with excellent throwing and modelling characteristics.

FE

CATEGORY: International Clays
METHOD: Throwing, Modelling, Hand building
COLOUR: Red
TEXTURE: Smooth
FIRING RANGE: 1000°C - 1120°C



FE clay is suitable for all handbuilding methods of modelling and wheel throwing. Its extreme plasticity makes even very large pieces easier to throw.

Gelb

CATEGORY: International Clays
METHOD: Throwing, Modelling, Hand building
COLOUR: Yellow
TEXTURE: Smooth textured
FIRING RANGE: 1050°C - 1200°C



Gelb clay is a German Earthenware that fires from an apricot to yellow colour with 25% chamotte 0 - 0.5 mm. The recommended firing range is 1050°C - 1200°C, with 1200°C being the most vibrant yellow colour.

This body is suitable for hand building smaller and medium-sized pieces, and can be thrown too.

Southern Ice Porcelain

CATEGORY: International Clays
METHOD: Throwing, Modelling, Casting
COLOUR: white
TEXTURE: Smooth
FIRING RANGE: 1260°C - 1300°C



Southern Ice Porcelain is an extremely popular Australian porcelain that is renowned for its translucency, whiteness and workability. This clay has also received a great deal of international recognition and is sought after world-wide.

CLAYWORKS DISCLAIMER: Whilst every care has been taken in the manufacturing process, we will not be held responsible for any form of contamination in the clay body whatsoever.

PAPER CLAYS

Contains finely chopped fibres of flax and Cellulose, which added to our own clay recipe produces very forgiving clay bodies that offers today's potter the widest possible range of making options. FLAXpaperCLAY gives the clay strength and flexibility while remaining lightweight. The clay has virtually no mould growth unlike all other paper clay bodies and will accept a range of firing types, Raku, Oxidation, Reduction, Salt and Soda. The fibres create strong but flexible internal structure in the clay and creates a 'capillary system' that transfers moisture easily and evenly throughout the clay. Greenware re-wets easily and allows the potter to re-work alter and add new clay at any stage of dryness. It is possible with FLAXpaperCLAY body to build an armature and allow it to dry as a support sculpture that need not be removed for firing. Greenware even bone dry is unbelievably strong and easy to handle and transport if necessary. It allows the potter to be more of an artist and less of a technician.

PLEASE NOTE: Paperclays contain cellulose fibre (small clumps of fibre can be visible due to processing), which may contain traces of carbon that are produced during the production of the fibre which may result in the occasional speck in the clay.

ES 200 (Smooth Body)

CATEGORY: Paper clays
METHOD: Modelling, Hand building, Pouring
COLOUR: Pale Buff
TEXTURE: Smooth
FIRING RANGE: 900°C – 1280°C



Original smooth buff stoneware suitable for medium handbuilt work.

ES 250 (Handbuilding)

CATEGORY: Paper clays
METHOD: Modelling, Hand building
COLOUR: Pale Buff
TEXTURE: Medium Textured
FIRING RANGE: 900°C - 1280°C



Buff stoneware containing a medium molochite grog. Suitable for medium - large handbuilt objects and Raku work.

ES 300 (Grogged Body)

CATEGORY: Paper clays
METHOD: Modelling, Hand building, Pouring
COLOUR: Pale Buff
TEXTURE: Medium Textured
FIRING RANGE: 900°C - 1280°C



A buff stoneware containing a fine to medium molochite grog, suitable for medium handbuilt work.

ES 400 (White Earthenware)

CATEGORY: Paper clays
METHOD: Modelling, Hand building, Pouring
COLOUR: Off white
TEXTURE: Smooth
FIRING RANGE: 1080°C - 1180°C



A smooth buff/white Earthenware, suitable for medium handbuilt work.

ES 600 (Porcelain)

CATEGORY: Paper clays
METHOD: Modelling, Hand building, Pouring
COLOUR: White
TEXTURE: Smooth
FIRING RANGE: 900°C - 1280°C



Very white, smooth Porcelain. Suitable for small - medium handbuilt work with medium translucency at 1280°C.

ES 600G (Porcelain Grogged)

CATEGORY: Paper clays
METHOD: Modelling, Hand building
COLOUR: White
TEXTURE: Smooth textured
FIRING RANGE: 900°C - 1280°C



Very white Porcelain containing a fine molochite grog. Suitable for medium handbuilt work with low transparency at 1280°C

ES 800 (Terracotta Body)

CATEGORY: Paper clays
METHOD: Modelling, Hand building, Pouring
COLOUR: Red
TEXTURE: Smooth Textured
FIRING RANGE: 1080°C - 1180°C



Smooth Terracotta based clay, suitable for small - medium hand built work.

ES 900 (Crank)

CATEGORY: Paper clays
METHOD: Modelling, Hand building
COLOUR: Pale Buff
TEXTURE: Coarse Textured
FIRING RANGE: 900°C - 1280°C



Buff stoneware containing a medium - coarse Chamotte grog, suitable for medium - large handbuilt work.

POWDERED CLAYS

Blended from refined powdered ball clays, china clays, and fluxes, predominantly used to produce slip or plastic clay.

PLEASE NOTE: Oversized particles may be present due to the manufacturers processing systems and some sieving may be required.

White/Buff Stoneware Powder

CATEGORY: Powdered Clays
METHOD: Casting
COLOUR: Pale Buff
TEXTURE: Smooth
FIRING RANGE: 1120°C - 1280°C



This clay has an exceptional wide firing range due to the formulation. Based on the Earthstone Extra Smooth (ES 10) clay with fillers added to help casting, it has shorter casting times than other stoneware bodies.

Porcelain Powder

CATEGORY: Powdered Clays
METHOD: Casting
COLOUR: White
TEXTURE: Very Smooth
FIRING RANGE: 1220°C - 1280°C



The same recipe as plastic special porcelain makes a superb casting slip or the base for decorating slips. It has good translucency even at lower temperatures and fires very white.

ETC Semi-Porcelain Powder

CATEGORY: Powdered Clays
METHOD: Casting
COLOUR: White
TEXTURE: Smooth
FIRING RANGE: 1220°C - 1240°C



ETC is a semi-porcelain white body which fires like Parian or Porcelain at 1220°C - 1240°C. It is an excellent casting clay, with good glaze fit and slightly transparent when thin.

White Earthenware Powder

CATEGORY: Powdered Clays
METHOD: Casting
COLOUR: Off White
TEXTURE: Smooth
FIRING RANGE: 1080°C - 1180°C



Traditional white burning body containing ball clay, china clay, flint and flux. Ideal for casting small to medium items with good glaze fit. Also ideal for making your own decorating slips, just add glaze or body stains through 100s mesh sieve.

Earthstone 'Q' Cast Powder

CATEGORY: Powdered Clays
METHOD: Casting
COLOUR: Off White
TEXTURE: Smooth Textured
FIRING RANGE: 1120°C - 1280°C



Potters who have struggled with stoneware casting will find this slip a real pleasure to use. Formulated in the Earthstone laboratory, Q Cast is a dependable off white firing stoneware casting slip suitable for oxidation or reduction firing. It casts more quickly and releases more easily than most other casting slips. Very strong in the

wet or greenware stages with low shrinkage, it is highly resistant to warping and cracking with good thermal shock properties and excellent glaze fit.

Fine Bone China Granulate

CATEGORY: Powdered Clays
METHOD: Casting, Pouring
COLOUR: White
TEXTURE: Very Smooth
FIRING RANGE: 1220°C - 1240°C



The blended body has a low iron content and the fluxing agent is exceptionally low in fluorine. The ratio of fluxing alkalis combined with the physical characteristics ensures excellent workability and consistent fired properties. The Bone China body is spray dried to form a granulate which will re-disperse when mixed with water and suitable deflocculant to produce a casting slip. Recommended recipe, for every 10kg of granulate add 4.5 Litres of Water and 23gms of 75s Sodium Silicate.

Slips

POURING SLIPS

Pouring Slip (ES 200) - Smooth Body

Smooth textured buff stoneware pouring slip.
Firing 900°C - 1280°C

Pouring Slip (ES 300) - Grogged Body

Medium textured buff stoneware containing a fine - medium molochite grog pouring slip.
Firing 900°C - 1280°C

Pouring Slip (ES 400) - White Earthenware

Smooth textured buff/white earthenware pouring slip.
Firing 1080°C - 1180°C

Pouring Slip (ES 600) - Porcelain Body

Very white, smooth, Porcelain pouring slip.
Firing 900°C - 1280°C

Pouring Slip (ES 800) - Terracotta Body

Smooth Terracotta based pouring slip.
Firing 1080°C - 1180°C

DECORATING SLIPS




Coloured decorating slip firing 1100°C - 1160°C

CURTIS TEXTURED PASTE

A decorative textured ceramic coating developed by ceramic artist Eddie Curtis. Used independently, or in conjunction with an overcoat of porcelain slip, it can be used to give a wide range of organic like textured surfaces.

Available options include:



For further details please visit the website:
www.valentineclays.co.uk

CASTING SLIPS

Casting Slip – PF 520 (Ashraf Hanna)

Medium, white raku body with over 55% molochite. Low shrinkage, highly resistant to warping and cracking. Firing 900°C - 1280°C

Casting Slip - Black Parian Casting Slip

Medium - smooth, black self glazing. Firing 1220°C - 1240°C

Casting Slip - Black Porcelain Casting Slip

Smooth black Porcelain casting slip. Firing 1180°C - 1260°C

Casting Slip - Standard Red Terracotta

Smooth - medium Terracotta casting slip. Firing 1080°C - 1180°C

Casting Slip - B17C Stoneware

Smooth - medium off white Stoneware casting slip. Firing 1120°C - 1280°C

Casting Slip - P2 Porcelain

Smooth, cream - white Porcelain casting slip, translucent at 1240°C. Firing 1220°C - 1240°C

Casting Slip - Special Porcelain

Smooth white Porcelain casting slip, translucent at 1280°C. Firing 1220°C - 1280°C

Casting Slip - Fine Bone China

Very smooth, very white casting slip, translucent at 1220°C - 1240°C

Casting Slip – Fine Bone China High White

Very smooth, even whiter than Fine Bone China casting slip and more translucent at 1220°C - 1240°C

Casting Slip - Parian Body

Medium - smooth, very white self glazing casting slip. Very translucent at 1220°C - 1240°C

Casting Slip - Standard White Earthenware

Smooth white Earthenware Casting Slip. Firing 1080°C - 1180°C

Casting Slip - (ES 10) Earthstone Extra Smooth

Smooth off white Stoneware casting slip. Firing 1120°C - 1280°C

Casting Slip - (ES 170) Earthstone Glacier

Very smooth, very white Porcelain casting slip. Translucent at 1220°C - 1280°C

Casting Slip - Earthstone 'Q' Cast Stoneware

Medium - off white Stoneware casting slip, containing fine molochite for extra strength and warp resistant. Firing 1120°C - 1280°C

CASTING SLIP RECIPES

The recipes shown below make approximately 25 gallons of casting slip. The pint weight is approximately 35 - 35½ ounces. All of the below information is subject to change and your personal requirements.

Standard Red Terracotta

CLAY	WATER	SODA ASH	SODIUM SILICATE 140s
200kgs	7 gallons	110gms	310gms
12.5kgs	2 litres	7gms	19.4gms

B17C Stoneware

CLAY	WATER	SODA ASH	SODIUM SILICATE 140s
175kgs	7 gallons	110gms	240gms
12.5kgs	2.2 litres	7gms	17gms

Special Porcelain

CLAY	WATER	SODA ASH	SODIUM SILICATE 140s
225kgs	7 gallons	-	200gms
12.5kgs	2 litres	-	12.5gms

Bone China

CLAY	WATER	SODA ASH	SODIUM SILICATE 75s
225kgs	7 gallons	-	510gms
12.5kgs	1.8 litres	-	28.5gms

Bone China Granulate

CLAY	WATER	SODA ASH	SODIUM SILICATE 75s
10kgs	4.5 litres	-	23gms

Standard White Earthenware

CLAY	WATER	SODA ASH	SODIUM SILICATE 140s
225kgs	5 gallons	80gms	250gms
12.5kgs	1.26 litres	4.5gms	14gms

(ES 10) Earthstone Extra Smooth

CLAY	WATER	SODA ASH	SODIUM SILICATE 75s
225kgs	7 gallons	40gms	600gms
12.5kgs	1.8 litres	2.5gms	33.5gms

Porcelain Powder

CLAY	WATER	SODA ASH	SODIUM SILICATE 140s
10kgs	5 litres	-	12gms

White Earthenware Powder

CLAY	WATER	SODA ASH	SODIUM SILICATE 140s
10kgs	4 litres	-	34gms

Industrial Porcelain

CLAY	WATER	SODA ASH	SODIUM SILICATE 75s
225kgs	-	-	-
12.5kgs	2.6 litres	-	37gms

HT Stoneware

CLAY	WATER	SODA ASH	SODIUM SILICATE 140s
200kgs	6 gallons	100gms	350gms
12.5kgs	1.7 litres	6.5gms	22gms

Millennium Stoneware

CLAY	WATER	SODA ASH	SODIUM SILICATE 140s
180kgs	4.5 gallons	80gms	250gms
12.5kgs	1.42 litres	5.5gms	17.5gms

P2 Porcelain

CLAY	WATER	SODA ASH	SODIUM SILICATE 75s
225kgs	6 gallons	-	425gms
12.5kgs	1.5 litres	-	23.5gms

Parian Body

CLAY	WATER	SODA ASH	SODIUM SILICATE 140s
225kgs	7 gallons	-	200gms
12.5kgs	1.8 litres	-	11gms

LF White Earthenware

CLAY	WATER	SODA ASH	SODIUM SILICATE 140s
200kgs	5 gallons	60gms	200gms
12.5kgs	1.42 litres	4gms	12.5gms

ETC Semi Porcelain

CLAY	WATER	SODA ASH	SODIUM SILICATE 140s
10kgs	4 litres	-	6.4gms

Q Cast Powder

CLAY	WATER	SODA ASH	SODIUM SILICATE 140s
10kgs	3.6 litres	40gms	21gms

ES 170 (Glacier Porcelain)

CLAY	WATER	SODA ASH	SODIUM SILICATE 140s
70kgs	15 litres	-	140gms
12.5kgs	-	-	-

PF 700

CLAY	WATER	SODA ASH	SODIUM SILICATE 75s
12.5kgs	1.8 litres	-	26gms

White/Buff Stoneware Powder

CLAY	WATER	SODA ASH	SODIUM SILICATE 75s
20kgs	8 litres	32gms	100gms



Rebecca Appleby

Raw Materials

CHINA/BALL CLAYS

China Clay No.50 Powdered

A good general purpose, off white firing Kaolin which is more suitable for casting.

SP China Clay Powdered

SP China Clay has an even lower iron content and is very white.

Grolleg China Clay

Grolleg has a lower iron content and is a little stronger with high plasticity.

AT Powder Ball Clay

A Dorset ball clay, its special feature is a high iron content useful in the production of warm coloured textured bodies at stoneware temperatures.

Hyplas 71 Powder Ball Clay

A high siliceous Devon ball clay giving good plasticity with medium strength and a low iron content.

Hywite Superb Powder Ball Clay

A very white refractory Ball Clay, high firing, medium plasticity.

RAW CLAYS

AA Fireclay

A good all round fireclay giving excellent stoneware properties dried and pulverised so containing some oversize particles.

Red Terracotta Grogged Marl

Dried and pulverised Etruria Marl that casts well due to medium sized grog added and is suitable for large items like garden pots or urns. A beautiful rich terracotta coloured clay, when fired to 1080°C. Firing range 1080°C to 1180°C.

FLUXES

Luzanac Talc

A Magnesium based low calcium talc (French Chalk/ Soapstone), white firing used primarily as a body/glaze flux creates a low thermal expansion and will help with thermal shock.

LA Quartz Silica (Damp/Dry)

A white firing Silica used as a clay body addition to maintain and control body fired strength. Also as a glaze addition to control thermal expansion.

Flint (Damp/Dry)

Forming as Calcined Silica to give white firing and helping to maintain fired shape. Also, when used as a glaze addition will increase thermal expansion.

Cornish Stone (Damp/Dry)

A white firing flux commonly used in both clay body and glaze preparation.

K760 Feldspar

A blend of Soda and Potash Feldspars used as a fluxing agent in both clay body and glaze preparation.

Potash Feldspar

Pure Potash Feldspar is used as a high temperature flux in both clay bodies and glaze preparation.

Soda Feldspar

Soda Feldspar is more suitable as a lower temperature body flux addition and for glaze preparation.

M300

The same properties as LA Quartz Sand, with a slightly higher iron content.

Nepheline Syenite

A lower temperature flux with a more fusible and vigorous fluxing action than Feldspar. It has lower silica and higher soda and potassium levels, so may be used when a lower melting temperature is required. It has a fairly narrow vitrification band typically used in vitreous bodies.

Colemanite

Acts as a powerful flux it can intensify the effect of colouring oxides and can increase craze resistance in glazes. Screen out any materials coarser than 200s mesh, or ball mill the glaze.

OXIDES

Ilmenite (Fine)

Used to 'seed' crystalline glazes.

Zirconium Silicate (Zircosil 5)

A fine grade of zircon used as an opacifier for white and coloured glazes, imparting high opacity, craze resistance and stability.

GROGGS

Molochite -200s

Molochite -80s

Molochite 30/80s

Molochite -120s

Molochite 50/80s

Molochite -30s

Manufactured using calcined China Clay which is a refractory white grog. Fine grades are used to reduce shrinkage of engobes and to increase resistance to thermal shock. Coarser grades are used in clay bodies such as Earthstone.

90s Silica Sand

40/90s Silica Sand

60s Silica Sand

16/30s Silica Sand

Added to a clay body they help glaze fit and make the body more refractory.

0-2mm Firebrick Grog

Graded using high quality Firebricks, warm buff in colour and having excellent thermal shock qualities when added to clay bodies.

Corderite Grog N.50 (0.5 - 1.00mm)

Corderite Grog N.60 (0.0.5mm)

Manufactured using refractory graded materials, Corderite grog fires to a warm buff and has similar thermal shock properties to Molochite, however they are cheaper.

PLASTERS

Plaster to water ratio is 1.3kgs plaster to 1 litre water

Potters Plaster

A high quality superfine plaster ideal for the production of moulds.

Fine Casting Plaster

A harder setting more dense plaster.

DEFLOCCULANTS

Sodium Silicate 75s

Sodium Silicate 100s

Sodium Silicate 140s

Primarily used for the production of casting slips.

Dispex

Primarily used for the production of casting slips.

Soda Ash

Primarily used for the production of casting slips.



Andrew Niblett

SUNDRY MATERIALS

White Bentonite

A general term for Montmorillonite clay, often added to a clay body to improve plasticity. Used in clay bodies (up to 5%) to increase plasticity and in glazes (up to 2%) as a suspending agent but must be added to dry ingredients.

Cellulose Paper Fibre

Super white cotton wool like fibres for adding to clay and slips to increase strength.

Gum Arabic

Used in water as a medium for underglaze colours and in glazes as a binder.

Whiting

Also referred to as Chalk, Limestone and Calcium Carbonate, the main source of calcium in glazes and also a flux at high temperature. Contributes hardness and durability and in large quantities produces a matt effect. It can enhance the finish of salt glazeware by developing a thicker glaze.

Lead Bisilicate

Good general purpose lead frit.

Tin Oxide

The most widely used and effective opacifying material giving the white colour typical of majolica and delft ware. Also acts as a flux.

Bat Wash (Zircon)

Special blended mixture incorporating Zircon to produce an excellent glaze resistant batt wash. Mix with water and paint onto the kiln shelves, to prevent sticking during firing.

Batwash (Alumina)

Can be used dry or mixed with water and painted onto the kiln shelves, to prevent from sticking during firing.

Silicon Carbide (Fine) 240s Mesh

Silicon Carbide (Coarse) 150s Mesh

Used as a glaze addition to give localised reduction effect in an electric kiln.

Earthenware Transparent Glaze

A high gloss earthenware unleaded transparent glaze, firing range 1060°C – 1120°C.



Felicity Lloyd Coombes

Custom clay formulas and special order clays (moist or dry)

Customer Formulated Clays

We offer custom mixing, moist or dry, of your formula on condition the chosen materials are available. To prevent any misunderstanding, your formula should be submitted in writing. All customer formulas are kept in confidence and will not be made for any other party without your permission. If required a confidentiality agreement will be made available. We have a large selection of raw materials which are listed elsewhere in this folder; if your formula requires a material we do not carry we recommend a suitable substitute or you may supply the material from a different source. In either case, we cannot accept responsibility for its successful use in the formula. There are some restrictions on materials we are unable to run through our moist clay equipment; these include some stains, extremely coarse grogs, and so on.

Formulas

Our laboratory will assist and advise you in the formulation of clays, or we will modify Valentine Clays stock clay formulas to meet your requirements (all such formulas remain the property of Valentine Clays Ltd).

Stock Clays – Special Consistency

You may Special Order any Valentine Clays' stock clay made to your preferred hardness (1000kgs minimum order). Please allow up to 4 weeks for production.

Ordering custom and special order clays

Minimum order 1000kgs batches

Usually a moist clay formula makes slightly more or less than 1000kgs. You will be shipped and billed for the actual weight produced. Smaller special orders for dry clay are available upon request.

Consistency

We will pug your moist clay as close as possible to the hardness you specify.

Order time

Custom and special order clays need to be properly integrated into our production schedule. Please allow up to 4 weeks for production of your special order.

Packaging

Prepared clays are packaged in 12.5kg plastic bags. Dry clays are packaged in 12.5 – 25kg plastic sacks. Any special packaging requests must accompany the order and may be subject to an additional charge.

Prices

The price quoted for your clay formula is based on the current cost of raw materials. Pricing will be adjusted accordingly.

Warranties and responsibilities

We take our responsibility to you very seriously. Every batch of pugged clay, liquid slip or dry casting body is tested and approved prior to being shipped from our factory. While our testing ensures that our product meets our standards, it does not guarantee performance in your specific application. Only by thoroughly testing can you guarantee that the materials you buy are truly suitable for your use and your specific application. There is simply no substitute for your testing and approval.

Disclaimer of warranties

The following is made in lieu of all warranties, expressed or implied. Valentine Clays' only obligation shall be to replace such quantity of product proven to be defective by standard and accepted test methods for the Ceramic Industry. Valentine Clays' shall not be liable for any injury, loss or damage, direct or consequential, arising out of the use or the inability to use the product. There is no warranty for merchantability or fitness for purpose of the product. Before using, the user shall determine the suitability of the product for his or her intended use and the user assumes all risk and liability whatsoever in connection therewith.

Delivery

When your order will arrive is dependent on the delivery option you choose when making your purchase. Our **Economy Delivery** orders will be delivered within 5 Working Days (Mon-Fri), our **Over Night Delivery** orders will be delivered within 4 Working Days (Mon-Fri), and our **Yodel Delivery** orders will be delivered within 2 Working Days (Mon-Fri).

TECHNICAL INFORMATION

	SiO2%	TiO2%	AL2O3%	Fe2O3%	P2O5%	CaO%	MgO%	K2O%	% Total Contraction		Pre Fired Total	% Thermal Expansion		Texture 1-Smooth 10-Coarse	Fired Colour	
									Na20%	1100°C		1200°C	500°C			600°C
TERRACOTTA CLAY																
Standard Red	57.38	1.23	22.78	7.37	0.09	0.57	0.86	1.60	0.10	12.30	x	1100	0.319	0.455	5	Light-Dark Red
Standard Red Grogged	59.88	1.19	21.44	6.99	0.08	0.39	0.80	1.49	0.07	11.30	x	1100	0.339	0.479	6	Light-Dark Red
Std/Terracotta Grogged 20%	61.57	1.12	20.40	6.63	0.07	0.59	0.77	1.54	0.09	13.34	x	1100	0.340	0.480	7	Light-Dark Red
Terracotta Fine 120s	58.29	1.23	22.63	6.89	0.07	0.44	0.85	1.48	0.07	14.40	x	1100	0.332	0.469	3	Light-Dark Red
V636	58.72	1.28	22.60	7.11	0.08	0.48	0.66	1.21	0.08	12.00	x	1100	0.309	0.441	5	Medium-Dark Red
Sculpture Clay	61.66	1.13	20.32	6.73	0.08	0.57	0.78	1.45	0.08	9.20	x	1100	0.315	0.467	10	Light-Dark Red
Premium Red	58.97	1.04	21.99	4.82	0.07	1.94	0.65	1.52	0.10	13.50	x	1100	0.335	0.488	5	Light Red
STONEWARE CLAYS																
V9A	61.30	1.20	24.41	2.38	0.04	0.22	0.64	1.91	0.10	x	13.40	1280	0.268	0.369	5	Buff-Grey
V9 Grogged	65.67	1.08	21.04	2.60	0.04	0.20	0.56	1.77	0.09	x	13.40	1280	0.242	0.314	6	Grey/Buf-Speck Grey
HT	63.03	1.12	22.62	2.30	0.05	0.22	0.70	2.22	0.13	x	12.40	1280	0.249	0.346	5	Buff-Grey
HT Grogged	66.10	1.03	20.70	2.04	0.06	0.21	0.63	2.02	0.13	x	14.50	1280	0.252	0.350	6	Buff-Grey
HT Special	63.19	1.07	22.42	2.21	0.04	0.25	0.66	2.53	0.49	x	16.70	1280	0.274	0.365	5	Buff-Grey
Delta	62.52	1.13	22.39	2.59	0.05	0.33	0.79	2.18	0.20	x	13.40	1280	0.262	0.359	6	Light Buff-Grey
Special Fleck	60.13	1.18	24.47	2.70	0.04	0.35	0.78	1.91	0.18	x	12.40	1280	0.256	0.348	6	Buff-Grey
White Fleck	70.28	1.30	18.61	1.25	0.06	0.27	0.52	1.84	0.25	x	14.50	1280	0.252	0.337	4	OffWhite-Speckled
B17C	65.99	1.26	22.05	1.11	0.06	0.15	0.45	1.99	0.20	x	12.40	1280	0.283	0.403	3	Pale Buff
B17C Grogg	68.35	1.14	20.44	0.95	0.06	0.13	0.39	1.87	0.20	x	12.40	1280	0.280	0.400	6	Pale Buff
Millennium White	69.70	0.99	20.07	0.70	0.06	0.26	0.25	1.80	0.19	x	13.00	1260	0.370	0.500	2	OffWhite
Arctic White	66.86	1.02	21.05	0.59	0.24	0.57	0.28	2.70	1.01	x	11.00	1280	0.306	0.403	2	OffWhite
Birch	59.27	1.17	25.90	1.72	0.04	0.24	0.68	2.26	0.22	x	13.40	1280	0.258	0.340	5	Buff
Crank	70.95	1.13	18.60	0.93	0.05	0.14	0.36	1.87	0.26	x	8.20	1280	0.240	0.324	10	Buff
Toasted	58.49	1.22	25.42	3.02	0.05	0.30	0.69	1.93	0.11	x	13.40	1200	0.266	0.360	5	Warm Buff
Raku	63.02	1.26	23.51	2.63	0.05	0.24	0.59	1.86	0.15	x	11.30	1100	0.264	0.365	6	Buff-Grey
Steve Harrison Body	69.15	0.97	20.03	0.64	0.08	0.30	0.27	2.49	0.90	x	15.00	1260	0.344	0.475	3	OffWhite
KGM Body	65.49	0.89	19.78	0.79	0.06	2.47	0.33	1.67	0.25	8.50	11.50	1250	0.265	0.341	2	OffWhite
St Patrick White	72.40	1.15	17.60	0.87	<>	0.12	0.29	1.51	0.19	x	9.85	1200	0.306	x	3	OffWhite
Premium Crank	57.01	1.10	27.80	2.15	0.06	0.26	1.55	2.06	0.14	x	8.20	1280	0.220	0.284	10	Buff
KB/ Stoneware	67.13	1.03	20.95	0.61	0.13	0.44	0.29	2.76	1.05	x	14.00	1280	0.322	0.467	2	OffWhite

	SiO2%	TiO2%	Al2O3%	Fe2O3%	P2O5%	CaO%	MgO%	K2O%	% Total Contraction		Pre Fired Total	% Thermal Expansion		Texture 1-10-Coarse	Fired Colour	
									1100°C	1200°C		500°C	600°C			
																x
EARTHSTONE CLAYS																
Original (ES 5)	64.84	1.05	23.57	0.75	0.08	0.22	0.31	2.57	0.72	x	13.80	1280	0.260	0.320	3	OffWhite
Original (ES 5) 20%	63.48	0.88	26.00	0.79	0.09	0.20	0.31	2.50	0.66	x	9.00	1200	0.239	0.314	5	OffWhite
Extra Smooth (ES 10)	67.41	1.04	21.10	0.60	0.07	0.35	0.28	2.72	0.99	x	13.50	1280	0.240	0.300	1	OffWhite
Smooth Texture (ES 20)	63.17	0.90	26.80	0.85	0.09	0.18	0.30	2.48	0.61	x	11.10	1280	0.260	0.320	6	OffWhite
Handbuilding (ES 40)	62.82	0.92	27.04	0.80	0.09	0.18	0.31	2.50	0.60	x	10.30	1280	0.230	0.300	8	OffWhite
Crank (ES 50)	59.01	1.24	27.46	2.83	0.06	0.43	0.80	1.96	0.14	x	10.90	1290	0.220	0.270	9	Warm Buff
Smooth Textured Crank (ES 60)	60.28	1.20	26.89	2.55	0.06	0.36	0.75	1.84	0.17	x	11.12	1280	0.236	0.30	7	Warm Buff
Terracotta Crank (ES 65)	53.99	0.97	28.37	5.56	0.08	0.53	2.17	1.45	0.14	10.00	x	1100	0.248	0.34	10	Medium-Dark Red
Architectural (ES 70)	74.64	0.93	18.38	0.64	0.07	0.09	0.26	1.51	0.21	x	7.01	1280	0.291	0.402	10	OffWhite
S/Tex. Terracotta Crank (ES 75)	53.88	1.01	27.78	5.81	0.08	0.54	2.26	1.41	0.12	10.00	x	1100	0.256	0.348	7	Light-Dark Red
Reduction (ES 80)	69.10	1.24	19.31	1.71	0.05	0.18	0.33	2.15	0.48	x	12.10	1280	0.248	0.308	6	Warm Buff
Flecked (ES 90)	70.83	1.20	18.76	0.83	0.06	0.19	0.31	2.11	0.51	x	15.26	1280	0.268	0.377	6	Speckled OffWhite
Speckled Stoneware (ES 109)	71.40	1.28	18.60	0.78	0.08	0.16	0.33	2.05	0.45	x	11.80	1200	0.310	x	3	Speckled Buff
Ming Porcelain (ES 120)	64.68	0.05	23.35	0.37	0.10	0.39	0.26	3.05	1.32	x	18.00	1280	0.316	0.420	1	VeryWhite
White Earthenware (ES 130)	59.70	0.71	19.89	0.69	0.07	5.03	0.22	1.63	0.18	9.00	x	1100	0.335	0.465	1	OffWhite
White Earthenware Grogg (ES 130G)	<>	<>	<>	<>	<>	<>	<>	<>	<>	<>	<>	<>	<>	<>	<>	<>
Special (ES 160)	66.13	1.05	23.08	0.76	0.08	0.13	0.31	1.96	0.21	x	11.00	1200	0.257	0.35	6	OffWhite
Glacier (ES 170)	66.50	0.08	21.50	0.18	<>	0.06	0.18	5.27	0.29	x	16.50	1200	0.286	x	1	VeryWhite
Sculpting/Pizza Body (ES 180)	59.03	0.83	28.70	2.31	0.07	0.36	2.65	1.37	0.12	x	2.00	1280	0.181	0.244	10	Buff
Air-Drying Clay (ES 950)	64.30	1.30	22.90	1.11	<>	0.18	0.39	2.20	0.27	n/a	n/a	n/a	n/a	n/a	2	Grey
PROFESSIONAL CLAYS																
Peter Meanley Body (PF 500)	65.90	1.16	21.77	1.47	<>	0.16	0.42	2.00	0.34	x	12.58	1280	0.255	x	4	Buff-Grey
Peter Beard Grogged (PF 510)	66.00	1.09	24.70	0.95	<>	0.10	0.33	1.85	0.18	x	9.00	1200	0.283	x	9	OffWhite
Ashraf Hanna Raku (PF 520)	54.70	0.57	36.30	1.14	<>	0.12	0.34	2.25	0.18	x	8.00	1200	0.208	x	8	OffWhite
Jim Robison Crank (PF 540)	59.90	1.52	30.70	1.53	0.05	0.15	0.28	1.48	0.21	x	9.00	1200	0.305	x	10	Warm Buff
Svend Bayer Woodfire (PF 550)	66.50	1.10	22.10	0.76	<>	0.16	0.32	1.91	1.14	x	12.42	1200	0.311	x	8	Warm Buff
White Stoneware (PF 560)	67.60	0.94	21.40	0.83	0.04	0.23	0.31	2.28	0.50	x	11.80	1200	0.309	x	3	Pale Buff

<> Information not yet available

	SiO2%	TiO2%	Al2O3%	Fe2O3%	P2O5%	CaO%	MgO%	K2O%	% Total Contraction		Pre Fired Total	% Thermal Expansion 500°C	Texture 1-Smooth 10-Coarse	Fired Colour		
									Na2O%	1100°C					1200°C	
PROFESSIONAL CLAYS																
White S/Ware Grogged (PF 570)	66.80	0.87	22.70	0.85	0.04	0.22	0.32	2.27	0.48	x	11.00	1200	x	6	Pale Buff	
White Earthenware (PF 580)	58.50	0.51	20.60	0.55	<	6.02	0.46	1.60	0.50	x	8.00	1200	x	2	OffWhite	
Professional Redox (PF 590)	68.40	0.90	20.60	0.98	<	0.18	0.34	2.16	0.46	x	10.00	1200	x	5	Warm Buff	
Architectural Handbuilt (PF 610)	55.10	0.63	35.98	1.23	<	0.14	0.32	2.10	0.20	x	9.20	1200	x	8	OffWhite	
GT Material (PF 640)	56.20	0.83	33.40	1.14	0.05	0.16	0.33	2.09	0.19	x	9.80	1200	x	8	OffWhite	
Black Chunky Crank (PF 660)	45.45	0.90	26.17	8.82	<	0.73	0.32	1.49	0.09	x	8.00	1200	x	10	Black	
Smooth Textured Black (PF 670)	43.52	0.90	28.65	10.29	<	1.26	0.22	0.35	0.07	x	10.00	1200	x	8	Black	
Smooth Black (PF 680)	50.10	1.35	33.00	7.43	<	0.39	0.32	0.99	0.09	x	10.00	1200	x	5	Black	
Red Stoneware (PF 690)	46.42	1.19	30.75	11.32	<	1.37	0.33	0.40	0.06	x	13.50	<	<	6	Medium-Dark Red	
Textured Red Stoneware (PF 695)	48.29	1.22	29.86	12.04	<	0.99	0.17	0.26	0.07	x	9.50	<	<	10	Medium-Dark Red	
Porcelain White S/Ware (PF 700)	67.00	0.17	22.70	0.48	<	0.10	0.25	1.40	0.22	x	12.50	1200	x	2	Very White	
Porc. White S/W Grog (PF 700G)	66.79	0.14	24.70	0.60	<	0.19	0.24	1.41	0.19	x	12.50	1280	x	8	Very White	
PORCELAIN CLAYS																
Audrey Blackman Porcelain	63.38	0.04	24.75	0.30	0.11	0.39	0.27	2.86	1.57	x	18.80	1220	0.281	0.373	1	Very White
Royale Porcelain	64.83	0.04	23.41	0.36	0.10	0.45	0.26	3.07	1.31	x	17.00	1260	0.313	0.420	1	Very White
Special Porcelain	66.08	0.03	22.47	0.40	0.10	0.37	0.27	3.36	1.17	x	15.50	1220	0.326	0.447	1	Very White
P2 Porcelain	62.41	0.10	25.36	0.55	0.15	0.26	0.29	2.74	1.25	x	16.60	1220	0.307	0.418	1	Translucent White
Porcelain Grogged	65.50	0.03	23.70	0.41	0.10	0.46	0.28	2.92	1.17	x	16.00	1200	0.310	x	4	White
Industrial Porcelain	68.96	0.36	19.68	0.54	0.04	0.26	0.20	4.95	1.12	x	14.00	1260	0.361	0.485	1	White
Bone China	35.92	0.11	13.81	0.32	17.67	23.85	0.63	1.64	1.63	x	8.02	1220	0.416	0.525	1	Translucent White
Bone China - High White	33.80	0.07	12.32	0.27	19.85	25.81	0.67	1.53	1.24	x	12.50	1220	0.445	0.555	1	Translucent White
Parian Body	62.06	0.04	22.82	0.16	0.10	0.11	0.07	9.48	0.51	x	13.00	1200	0.289	0.370	1	Translucent White
EARTHENWARE CLAYS																
Semi-Porcelain	69.76	0.06	20.35	0.27	0.27	0.58	0.18	1.99	1.00	x	12.00	1200	0.317	0.451	1	Translucent White
Standard White Earthenware	71.63	0.24	18.26	0.47	0.06	0.93	0.18	1.56	0.37	10.00	x	1100	0.360	0.510	1	White
LF White Earthenware	60.32	0.65	20.70	0.68	0.06	4.94	0.26	1.59	0.16	9.00	x	1100	0.340	0.470	1	OffWhite
CWE	69.90	0.96	19.80	0.66	<	0.11	0.34	1.87	0.24	8.00	x	1100	0.360	0.473	1	OffWhite

	SiO ₂ %	TiO ₂ %	Al ₂ O ₃ %	Fe ₂ O ₃ %	P ₂ O ₅ %	CaO%	MgO%	K ₂ O%	% Total Contraction			Pre Fired Total	% Thermal Expansion		Texture 1-Smooth 10-Coarse	Fired Colour	
									Na ₂ O%	1100°C	1200°C		500°C	600°C			
White Earthenware Grogged	68.60	0.56	15.80	0.55	0.06	4.25	0.22	1.26	0.11	6.50	x	1100	0.354	x	5	Off/White	
INTERNATIONAL CLAYS																	
NEW Lila	57.60	2.40	32.00	6.10	x	0.00	0.40	1.30	0.00	x	14.00	1200	0.264	0.331	8	Lilac-Yellow	
NEW Schwarz	69.00	1.60	21.20	4.90	x	0.00	0.50	2.80	0.00	x	14.00	1200	0.322	0.435	5	Grey to Black	
St Amand GSA	66.30	0.80	20.10	1.41	<>	0.22	0.15	1.68	0.32	x	11.80	1260	0.264	0.319	3	Pale Buff	
MU Originale	67.19	0.92	16.49	3.33	<>	0.30	0.52	1.42	0.11	x	11.00	1260	0.278	0.336	3	Light Brown	
FE	54.00	0.80	18.35	5.90	x	4.95	2.40	3.70	0.25	10.50	x	1100	0.364	0.498	2	Light-Dark Red	
Gelb	69.20	2.20	23.50	2.40	x	0.40	0.30	1.90	0.10	x	11.70	1200	0.283	0.387	9	Yellow	
Southern Ice	63.29	0.79	23.87	0.36	x	0.17	0.57	2.97	0.50	x	14.50	1280	0.332	0.450	1	White	
TS FLAX PAPER CLAY																	
Smooth Body (ES 200)	58.11	1.20	19.12	1.20	0.05	0.20	0.34	2.07	0.44	x	10.00	1200	0.239	0.321	2	Off/White	
Handbuilding (ES 250)	50.93	0.74	32.70	2.28	0.10	0.11	0.30	2.09	0.18	x	11.00	1200	0.216	0.278	9	Buff	
Grogged Body (ES 300)	57.29	1.07	23.49	1.33	0.06	0.18	1.20	2.06	0.36	x	10.00	1200	0.213	0.285	6	Off/White	
White Earthenware (ES 400)	64.56	0.88	18.16	0.82	0.04	0.23	0.27	2.33	0.87	8.00	x	1100	0.330	0.479	2	Off/White	
Porcelain Body (ES 600)	56.55	0.06	22.61	0.48	0.08	0.17	0.22	2.32	1.19	x	16.00	1200	0.256	0.338	2	Off/White	
Porcelain Grogged (ES 600G)	59.30	0.03	26.00	0.37	<>	0.43	0.28	2.64	1.48	x	14.54	1200	0.256	x	5	Very White	
Terracotta Body (ES 800)	56.30	1.21	21.10	8.31	0.11	0.36	0.74	1.44	0.05	11.60	x	1100	0.301	x	6	Light-Dark Red	
Chunky Crank (ES 900)	58.90	1.18	26.90	1.17	<>	0.15	1.00	1.63	0.18	x	9.75	1200	0.270	x	10	Buff	

<> Information not yet available



Kate Windibank



Lindy Martin

Clays & Raw Materials - 2022 Price List

Terms and Conditions of Sale: Materials should be tested before use. Prices quoted below exclude VAT.
Haulage (prices available on request) and Pallets (£4.98 per 1000kgs)

TERRACOTTA CLAYS	1000kgs	750kgs	500kgs	250kgs	100kgs	12.5kgs	
Standard Red Terracotta	205.17	173.08	128.20	69.20	37.96	5.90	20kg packs available on request minimum 1,000kgs
Standard Red Grogged	224.32	189.26	140.19	75.69	41.50	6.46	
Standard Red 20% Grogged	238.52	201.24	149.06	80.48	39.33	5.49	
Terracotta Fine 120s	223.66	188.70	139.77	75.46	36.86	5.14	
Terracotta V636	220.80	186.29	137.99	74.48	36.40	5.09	
Terracotta Sculpture Clay	284.42	239.97	177.75	95.98	46.90	6.56	
Premium Red	327.32	276.18	204.58	110.47	54.00	7.57	

STONEWARE CLAYS	1000kgs	750kgs	500kgs	250kgs	100kgs	12.5kgs	
Stoneware V9A	262.26	221.26	163.88	88.47	48.51	7.54	20kg packs available on request minimum 1,000kgs
Stoneware V9G	281.95	237.86	176.19	95.13	52.16	8.12	
Stoneware HT	259.23	218.70	161.99	87.44	47.95	7.45	
Stoneware HTG	278.68	235.10	174.15	94.03	51.55	8.02	
Stoneware HT Special	283.46	239.13	177.13	95.65	46.75	6.51	
Stoneware Delta	283.40	239.08	177.08	95.57	46.72	6.53	
Stoneware Special Fleck	286.72	241.88	179.16	96.69	47.26	6.61	
Stoneware White Fleck	485.11	409.27	303.15	163.69	80.02	11.20	
Stoneware B17C	384.53	324.42	240.30	129.77	63.41	8.86	
Stoneware B17C Grogg	412.11	347.70	257.55	139.07	67.99	9.50	
Stoneware Millennium White	570.91	481.70	356.81	192.65	94.18	13.19	
Stoneware Arctic White	590.55	498.23	369.04	199.28	97.41	13.62	
Stoneware Birch	258.62	218.19	161.61	87.24	42.65	5.96	
Crank	491.88	415.00	307.41	165.97	81.15	11.36	
Stoneware Toasted	258.02	217.68	161.23	87.04	42.55	5.94	
Raku	435.56	367.47	272.18	146.97	71.85	10.04	
Steve Harrison Body	756.74	638.49	472.97	255.39	124.85	17.47	
KGM Body	459.71	372.93	267.39	141.85	70.51	9.60	
St Patricks White	590.18	497.95	368.84	199.17	97.35	13.63	
Premium Crank	538.21	454.06	336.30	181.65	88.81	12.44	
KBJ Stoneware	663.61	559.92	414.76	223.97	109.49	15.35	

EARTHSTONE CLAYS	1000kgs	750kgs	500kgs	250kgs	100kgs	12.5kgs
ES 5 (Original)	783.39	616.88	430.84	225.17	109.66	14.66
ES 5 - 20% (Original)	1026.19	808.09	564.37	294.99	143.66	19.23
ES 10 (Extra Smooth)	774.62	610.00	426.03	222.67	108.40	14.50
ES 20 (Smooth Textured)	1125.85	886.60	619.20	323.65	157.61	21.09
ES 40 (Handbuilding)	1050.10	826.93	577.54	301.90	147.00	19.68
ES 50 (Crank)	609.60	480.04	335.27	175.23	85.33	11.40
ES 60 (Smooth Textured Crank)	609.60	480.04	335.27	175.23	85.33	11.40
ES 65 (Terracotta Crank)	525.01	413.44	288.75	150.93	73.50	9.81
ES 70 (Architectural Body)	1064.98	838.65	585.71	306.16	149.08	19.93
ES 75 (S/Tex Terracotta Crank)	525.01	413.44	288.75	150.93	73.50	9.81
ES 80 (Reduction)	675.32	531.77	371.37	194.15	94.53	12.66
ES 90 (Flecked)	686.84	540.83	377.70	197.46	96.14	12.88
ES 109 (Speckled Stoneware)	685.38	539.73	376.95	197.02	95.94	12.85
ES 120 (Ming Porcelain)	1444.45	1137.51	794.43	415.25	202.19	27.05
ES 130 (White Earthenware)	670.69	528.14	368.85	192.80	93.89	12.57
ES 130G (White E/Ware Grogged)	728.95	574.05	400.94	209.58	102.07	13.68
ES 160 (Special)	815.90	642.19	448.30	234.32	114.09	15.28
ES 180 (Sculpting/Pizza Body)	587.76	462.85	323.27	168.99	82.29	11.02

Packed in 10kg bags	1000kgs	750kgs	500kgs	250kgs	100kgs	10kgs
ES 170 (Glacier Porcelain)	1422.11	1146.55	817.69	462.15	220.38	23.40

Packed in 12.5kg bags	1000kgs	750kgs	500kgs	250kgs	100kgs	12.5kgs
ES 950 (Air Drying)	1206.66	950.24	663.67	346.90	174.97	23.35

Packed in 5kg bags	1000kgs	750kgs	500kgs	250kgs	100kgs	25kgs	5kgs
ES 950 (Air Drying)	1277.25	1005.81	702.47	384.91	192.57	51.26	10.89

PROFESSIONAL CLAYS	1000kgs	750kgs	500kgs	250kgs	100kgs	12.5kgs
PF 500 (Peter Meanley)	749.65	590.34	412.30	215.51	104.95	14.05
PF 510 (Peter Beard Grogged)	1002.73	789.62	551.46	288.24	140.38	18.79
PF 520 (Ashraf Hanna)	1074.05	845.80	590.73	308.78	150.36	20.11
PF 540 (Jim Robison Crank)	666.42	524.82	366.55	191.59	93.27	12.48
PF 550 (Svend Bayer)	800.09	630.05	440.04	230.01	112.01	15.28
PF 560 (White Stoneware)	696.18	548.24	382.91	200.17	97.45	13.04
PF 570 (White Stoneware Grogged)	730.43	592.53	401.88	210.05	102.26	13.70
PF 580 (White Earthenware)	731.27	575.87	402.20	210.22	102.36	13.70
PF 590 (Redox)	725.40	571.25	398.99	208.54	101.53	13.60
PF 610 (Architectural Handbuilding)	1074.05	845.80	590.73	308.78	150.36	20.11
PF 640 (GT Material)	1389.75	1094.42	764.35	399.53	194.56	26.06
PF 660 (Black Chunky)	1252.46	952.26	643.45	338.95	139.15	19.13
PF 670 (Smooth Textured Black)	1283.61	975.94	659.46	347.37	142.61	19.61
PF 680 (Smooth Black)	1348.20	1025.06	692.65	364.86	149.79	20.59
PF 690 (Red Stoneware)	1283.60	975.94	659.47	347.37	142.61	19.61
PF 695 (Textured Red Stoneware)	1219.40	924.84	623.43	330.00	135.47	18.67
PF 700 (Porcelain White S/ware)	885.85	697.60	487.22	254.65	124.02	16.58
PF 700G (Porc. White S/ware Grog)	1021.12	804.12	561.61	293.56	142.95	19.13

PORCELAIN CLAYS	1000kgs	750kgs	500kgs	250kgs	100kgs	12.5kgs
Audrey Blackman Porcelain	1202.37	946.86	661.30	315.57	174.32	22.53
Royale Porcelain	1085.98	855.17	597.25	312.19	157.44	20.31
Special Porcelain	933.01	734.74	513.16	268.20	135.26	17.47
P2 Porcelain	768.26	604.98	422.51	220.87	111.37	14.38
Porcelain Grogged	1140.21	897.91	627.10	327.79	165.29	21.33
Industrial Porcelain	762.84	600.71	419.53	219.31	110.59	14.28
Bone China	1170.77	921.96	643.90	336.56	169.73	22.67
Bone China - High White	1276.84	1005.51	702.27	367.09	185.15	24.74
Parian Body	1035.30	815.25	569.36	297.62	150.09	20.00

Packed in 5kg bags	5kgs
Bone China Flower Clay	20.09

EARTHENWARE CLAYS	1000kgs	750kgs	500kgs	250kgs	100kgs	12.5kgs	
Semi-Porcelain	911.32	717.65	501.21	261.97	132.14	17.64	20kg packs available on request minimum 1,000kgs
Standard White Earthenware	546.53	430.37	300.58	157.08	79.22	10.56	
LF White Earthenware	543.96	428.35	299.17	156.34	78.85	10.51	
CWE	478.72	376.99	263.30	137.64	69.40	9.28	
White Earthenware Grogged	644.89	507.83	354.66	185.38	93.48	12.48	

INTERNATIONAL CLAYS	1000kgs	750kgs	500kgs	250kgs	100kgs	12.5kgs	10kgs
ST Amand GSA	812.72	640.02	447.01	233.68	113.79	x	12.20
MJ Originale	878.20	702.42	497.47	260.04	126.64	x	13.57
FE Body	598.53	478.63	338.92	179.55	86.80	11.62	x
GELB	952.54	762.63	540.57	282.18	138.11	x	14.77
Southern Ice Porcelain	3310.00	2544.57	1737.75	889.57	364.10	x	37.24
NEW Lila	1092.88	872.93	617.47	322.40	156.29	x	16.83
NEW Schwarz	1157.39	924.46	653.92	341.43	165.51	x	17.82

PAPER CLAYS	1000kgs	750kgs	500kgs	250kgs	100kgs	25kgs	5kgs
ES 200 (Smooth Body)	1439.60	1160.58	827.77	431.85	187.16	53.93	12.23
ES 250 (Handbuilding)	1479.82	1193.11	850.91	443.94	192.38	55.49	12.58
ES 300 (Grogged Body)	1468.11	1183.67	844.17	440.41	190.85	55.07	12.47
ES 400 (White Earthenware)	1468.11	1183.67	844.17	440.41	190.85	55.07	12.47
ES 600 (Porcelain)	1897.67	1529.98	1091.15	569.26	246.68	71.11	16.12
ES 600G (Porcelain Grogged)	1950.57	1572.64	1121.57	585.18	253.58	73.14	16.58
ES 800 (Terracotta Body)	1333.15	1074.83	766.54	399.92	173.28	49.94	11.34
ES 900 (Crank)	1460.88	1177.84	840.01	438.24	189.91	54.79	12.41

PRICE LIST

POWDERED CLAYS	1000kgs	740kgs	500kgs	240kgs	100kgs	20kgs
White/Buff Stoneware	941.02	746.11	537.76	348.45	185.64	39.65
Porcelain	1093.79	867.22	625.04	405.01	215.77	46.11
ETC Semi-Porcelain	1063.02	842.83	607.46	393.63	209.69	44.82
White Earthenware	1056.72	837.81	603.83	391.28	208.47	44.56
Earthstone 'Q' Cast	1029.61	816.32	588.34	381.24	203.10	43.40
Fine Bone China Granulate	1902.29	1513.29	1093.86	613.61	285.33	64.68

CASTING SLIPS	5 Ltrs	125 Ltrs
PF 520 Ashraf Hanna	28.65	644.63
Black Porcelain	50.22	1130.00
Black Parian	49.97	1124.35
Standard Red Terracotta	8.96	201.62
B17C Stoneware	11.96	269.23
P2 Porcelain	21.46	482.64
Special Porcelain	27.22	612.33
Bone China	26.03	585.71
Bone China - High White	28.39	638.79
Parian Body	28.59	643.45
Stdd White Earthenware	13.24	297.86
Earthstone Extra Smooth (ES 10)	21.07	474.20
Earthstone Glacier (ES 170)	32.36	728.20
Earthstone 'Q' Cast Stoneware	27.33	614.95

DECORATING SLIPS 1100°C - 1160°C	5 Litres	1 Litre	500 ml
9800 White	19.05	5.94	4.44
9801 Light Blue	38.98	12.31	7.38
9802 Royal Blue	43.27	13.06	7.61
9803 Fir Green	29.55	7.38	4.91
9804 Black	33.94	10.79	7.61
9805 Brick Red	22.37	6.26	4.78
9806 Yellow	29.55	7.01	4.91
9807 Salmon	89.93	27.47	20.37
9808 Marigold	47.40	14.51	10.76
9809 Sky Blue	44.15	13.54	9.97
9810 Chartreuse	47.40	14.51	10.76
9811 Cobalt	83.13	25.53	18.88
9812 Chocolate	44.15	13.54	9.97
9813 Viola	83.13	25.54	18.88

POURING SLIPS	5 Ltrs	25 Ltrs
Smooth Body (ES 200)	17.94	80.78
Grogged Body (ES 300)	18.32	82.46
White Earthenware (ES 400)	18.32	82.46
Porcelain Body (ES 600)	21.88	98.58
Terracotta Body (ES 800)	16.60	74.72

CURTIS TEXTURED PASTE	500gms	1kg
Neutral	x	10.94
Cobalt	7.04	x
Copper	7.04	x
Iron	7.04	x

Raw Materials - prices are liable to change without notice

CHINA/BALL CLAYS	1000kgs	750kgs	500kgs	100kgs	25kgs	5kgs	1kg
China Clay No.50 Powdered	662.70	546.72	397.62	84.68	23.63	x	x
SP China Clay Powdered	787.83	649.95	472.71	118.18	34.46	x	x
Grolleg China Clay Powdered	661.46	545.69	396.87	99.22	28.93	x	x
AT Powder Ball Clay	442.77	365.27	265.67	88.57	24.92	x	x
Hyplas 71 Powder Ball Clay	492.90	406.64	295.73	98.58	27.73	x	x
Hywite Superb Powder Ball Clay	596.76	492.34	358.08	119.38	33.57	x	x

RAW CLAYS	1000kgs	750kgs	500kgs	100kgs	25kgs	5kgs	1kg
AA Fireclay	226.35	186.73	135.81	41.89	12.17	x	x
Red Terracotta Grogged Marl	288.33	231.68	164.76	94.74	52.96	14.19	

FLUXES	1000kgs	750kgs	500kgs	100kgs	25kgs	5kgs	1kg
De Luzanac Talc	954.46	787.42	572.66	181.33	51.28	x	x
LA Quartz Sand (Damp/Dry)	713.60	561.94	392.46	85.64	24.93	7.06	5.27
Flint (Damp/Dry)	715.55	563.45	393.50	79.39	24.10	7.44	5.25
Cornish Stone (Damp/Dry)	932.22	730.62	508.06	110.93	32.62	9.50	6.97
K760 Feldspar	843.71	664.42	464.05	101.26	27.41	x	x
Potash Feldspar	879.87	692.86	483.89	105.56	28.58	x	x
Soda Feldspar	920.99	725.26	506.52	110.49	29.88	x	x
M300	709.32	585.17	425.58	88.62	25.68	x	x
Colemanite	x	x	x	x	118.65	33.44	8.38
Nepheline Syenite	593.98	454.78	309.39	66.61	18.65	x	x

OXIDES	1000kgs	750kgs	500kgs	100kgs	25kgs	5kgs	1kg
Ilmenite (Fine)	x	x	x	x	202.28	49.97	11.15
Zirconium Silicate (Zircosil 5)	x	x	x	x	140.05	35.00	8.58

GROGGS	1000kgs	750kgs	500kgs	100kgs	25kgs	5kgs	1kg
Molochite -200s	1214.74	1002.28	729.00	194.41	72.88	x	x
Molochite -120s	1178.96	972.59	707.33	188.63	70.70	x	x
Molochite -80s	1027.77	847.89	616.65	164.44	61.67	x	x
Molochite 50/80s	1604.40	1323.61	962.64	256.71	96.22	x	x
Molochite 30/80s	1467.38	1210.58	880.42	234.78	88.01	x	x
Molochite -30s	1013.09	835.79	607.85	162.09	60.74	x	x
90s Silica Sand	317.81	258.20	185.37	42.35	13.01	x	x
60s Silica Sand	234.22	190.30	136.62	31.22	10.86	x	x
40/90s Silica Sand	302.50	245.77	176.44	40.30	12.40	x	x
16/30s Silica Sand	366.91	298.09	214.02	48.90	12.57	x	x
0-2mm Firebrick Grog	803.52	662.89	482.11	128.56	48.21	x	x
Corderite (0.5 - 1.00 mm) N.50	817.73	674.63	490.64	130.84	49.06	x	x
Corderite (0 - 0.5mm) N.60	817.74	674.63	490.65	130.84	49.06	x	x

PLASTERS	1000kgs	750kgs	500kgs	100kgs	25kgs	5kgs	1kg
Potters Plaster	x	x	310.98	68.42	19.43	x	x

DEFLOCCULANTS	5 Litres	1 Litre	500 ml	Soda Ash		5kgs
Sodium Silicate 75s	21.49	5.71	3.16			23.03
Sodium Silicate 140s	32.48	8.92	4.95			
Dispex	65.12	17.54	11.10			
Sodium Silicate 100s	29.12	7.87	4.38			

SUNDRY MATERIALS	1000kgs	750kgs	500kgs	100kgs	25kgs	5kgs	1kg
White Bentonite	699.40	570.83	411.41	95.80	27.38	7.06	1.70
Cellulose Paper Fibre	x	x	x	x	x	35.84	10.72
Gum Arabic	x	x	x	x	x	71.68	16.13
Whiting	x	x	x	44.32	12.65	x	x
Lead Bisilicate	x	x	x	x	246.73	69.08	14.80
Tin Oxide	x	x	x	x	1544.37	350.78	76.83
Bat Wash (Zircon)	x	x	x	x	124.36	34.82	7.45
Bat Wash (Allumina)	x	x	x	x	97.07	26.92	5.76

	1000kgs	750kgs	500kgs	100kgs	25kgs	5kgs	1kg
Silicon Carbide (Fine) 240s Mesh	x	x	x	x	338.80	72.37	16.26
Silicon Carbide (Coarse) 150s Mesh	x	x	x	x	306.55	65.38	14.70

	5 Litres	1 Litre
Earthenware Transparent Glaze	38.65	9.64

Distributors

England

Alec Tiranti Ltd
Berkshire
T: 0845 1232100
www.tiranti.co.uk

Bath Potters Supplies
Bath
T: 01761 411077
www.bathpotters.co.uk

Blue Matchbox
Berkshire
T: 0118 945 5933
www.bluematchbox.co.uk

Brick House Crafts Ltd
Essex
T: 01376 585655
www.brickhouseceramics.co.uk

Ceramatech Ltd
London
T: 0208 885 4492
www.ceramatech.co.uk

Clayman
West Sussex
T: 01243 265845
www.claymansupplies.co.uk

Corby Kilns Ltd
Northants
T: 01536 726361
www.corbykilns.co.uk

Craftline
Staffordshire
T: 07973 480132

CTM Potters Supplies of Doncaster
South Yorkshire
T: 01709 770801
www.ctmpotterssupplies.co.uk

CTM Potters Supplies of Exeter
Devon
T: 01395 233077
www.ctmpotterssupplies.co.uk

Les Bainbridge
Staffordshire
T: 01630 673762
www.bainbridgeceramics.co.uk

Milton Bridge Ceramics Ltd
Staffordshire
T: 01782 274229
www.milton-bridge.co.uk

Northern Kilns/ Pilling Pottery
Garstang
T: 01253 790307
www.northernkilns.com

Potterscrafts Ltd
Staffordshire
T: 01782 745000
www.potterscrafts.co.uk

Sedgefield Pottery Supplies
Co. Durham
T: 07502 613162
www.sedgefieldpottery.co.uk

The Clay Cellar
Kent
T: 01892 722011
www.claycellar.com

The Potters Connection
Staffordshire
T: 01782 598729
www.pottersconnection.co.uk

Scotland

Kettles Pottery Supplies
Kinross
T: 07425 421825
www.alisdairkettlespotterysupplies.com

Wales

Castree Kilns
St Clears
T: 01994 232760
www.castreekilns.co.uk

Celtic Kilncare Ltd
Newport
T: 01633 271455
www.celtickilncare.co.uk

Northern Ireland

Scarva Pottery Supplies
Co Down
T: 02840 669699
www.scarva.com

Europe

Argilierès Hins
Belgium

T: (+32) 71 68 8354
www.hins.be

Colpaert Van Leemputten BVBA
Belgium

T: (+32) 9 2262826
www.colpaertonline.be

Emilie OÜ
Estonia

T: (+372) 6 720 228
www.emilie.ee

Kerasil Oy
Finland

T: (+358) 207 639870
www.kerasil.fi

Solargil
France

T: (+33) 3 86455000
www.solargil.com

BSZ Keramik Bedarf GmbH
Germany

T: (+49) 201 299 66
www.bs2-keramikbedarf.de

Goerg & Schneider GmbH u. Co. KG
Germany

T: (+49) 2623 604 0
www.goerg-schneider.com

Keramikbedarf Gommel
Germany

T: (+498) 6629899
www.goemmel-keramik.de

Ranfou K. & V.G.P.
Greece

T: (+30) 210 2831135
www.ranfouk.gr

Keramikos
Netherlands

T: (+31) 235 424416

Silex/Totaal Service b.v
Netherlands

T: (+31) 736 312 528
www.silexshop.nl

Scan-Form
Norway

T: (+47) 33 339377
www.scan-form.no

Modus Facere
Poland

T: (+48) 694 054229

Cebex Keramikexperterna
Sweden

T: (+46) 40 6717760
www.cebex.se

Lehmhuus AG

Switzerland
T: (+41 61 6919927)
www.lehmhuus.ch

Worldwide

John Stroomer
Australia

T: (+61) 407 303867
E: stroom52@outlook.com

Bhoomi Pottery
India

T: (+91) 9082849480
www.bhoomipottery.com

Ulman Potters Centre
Israel

T: (+972) 3 6828251
www.ulman.co.il

Focus Ceramic Services
Singapore

T: (+65) 67771812
www.jbcsg.com

Hanterra Ceramics & Glass
Turkey

T: +90 (0)216 290 1816
www.hanterra.com

Valentine Clays Ltd

Manufactured in the Heart of the Potteries...

To order please call 01782 271200 or visit our online shop at www.valentineclays.co.uk

Valentine Clays & LoveClay ceramics centre are open to customers and visitors from:

Monday to Thursday: 9am to 5pm
Friday: 9am to 3pm

(Please note that our warehouse breaks take place from 10am - 10:20am & 1:20pm - 2pm daily)

To visit us our address is:

Valentine Clays Limited
Valentine Way
Stoke-on-Trent
ST4 2FJ

(Please note that as this is a new address it doesn't show in most SAT NAV's, use Google Maps and search for Valentine Clays to find us or alternatively ST4 2LT and follow the sign information)

Tel: 01782 271200

Email: sales@valentineclays.co.uk

Web: www.valentineclays.co.uk



Like us



Follow us



See us

Artist: Patricia Shone

